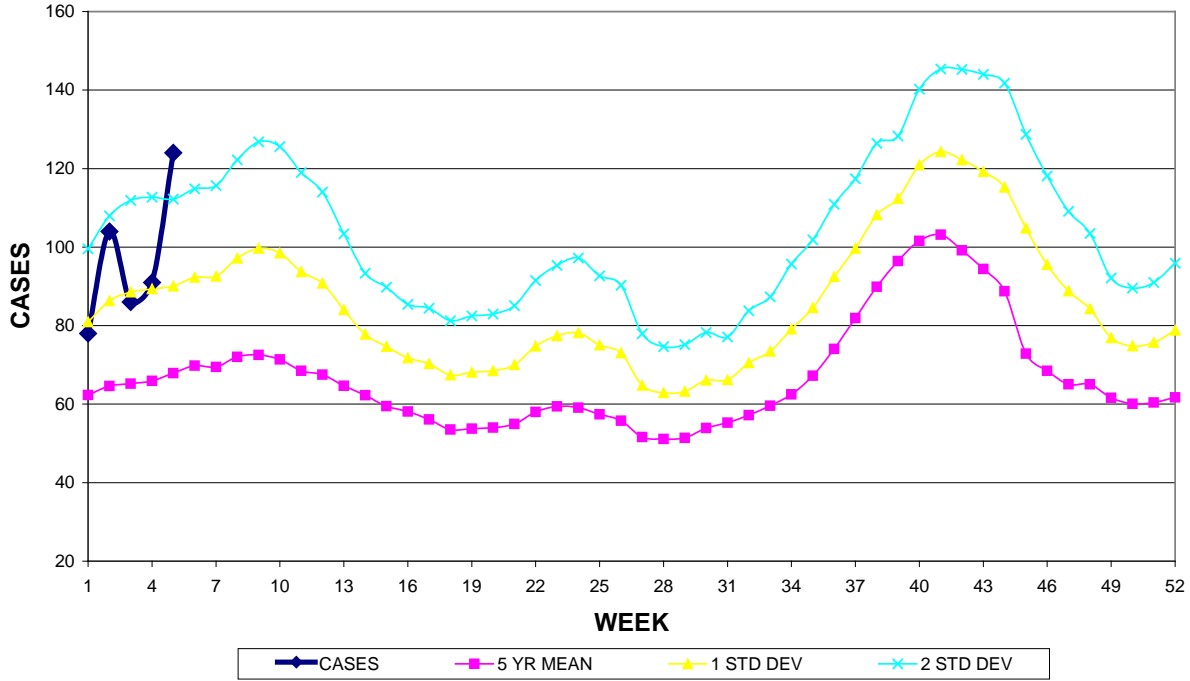


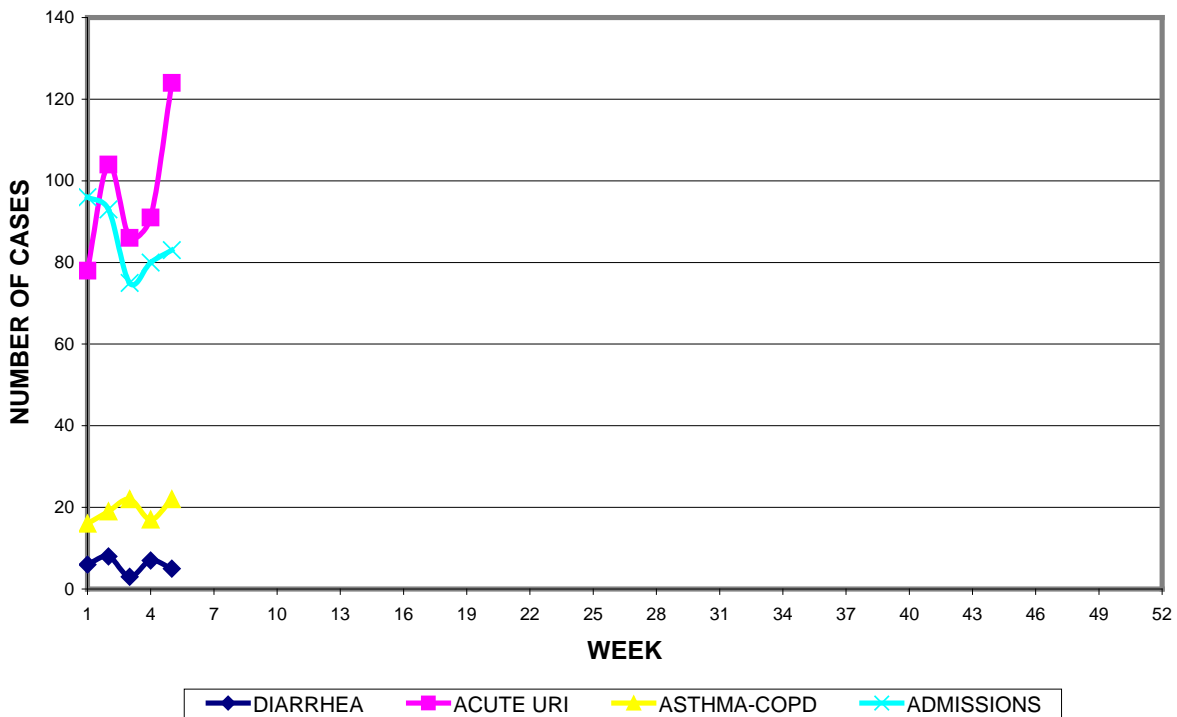
GUAM MEMORIAL HOSPITAL AUTHORITY  
 INFECTION CONTROL DEPARTMENT  
**GUAM EPIDEMIOLOGY NEWSLETTER**  
 REPORT FOR WEEK ENDING: 2/5//2011 (Reporting week 2011-5)

GUAM REPORTS

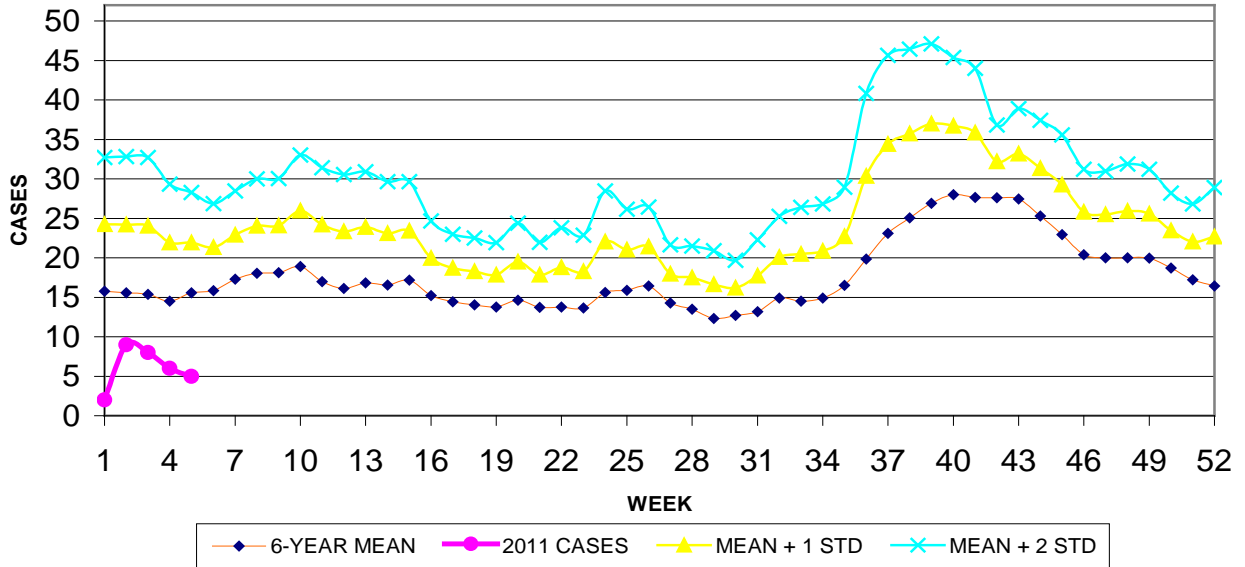
**GUAM ACUTE RESPIRATORY INFECTION SURVEILLANCE 2011;  
 GMHA-EMERGENCY DEPARTMENT PATIENTS BY WEEK SEEN**



GUAM SYNDROMIC DISEASE SURVEILLANCE  
**GMHA-ED PATIENT DIAGNOSES BY WEEK, 2011**



MEDICAL RECORDS AND INFECTION CONTROL DEPARTMENTS  
 GUAM MEMORIAL HOSPITAL AUTHORITY  
**HOSPITAL INPATIENT DISCHARGES WITH A DIAGNOSIS OF  
 PNEUMONIA BY WEEK DISCHARGED, 2011**



**GUAM SENTINEL PHYSICIAN INFLUENZA SURVEILLANCE**  
 REPORTS OF INFLUENZA OR INFLUENZA-LIKE ILLNESSES  
 RECEIVED FOR THE WEEK ENDING 2/5/2011

**Sporadic** - One case reported by sentinel physicians  
 (ACTIVITY LEVELS: No activity, Sporadic, Local, Regional, Widespread)

Foreign Quarantine & Enteric Diseases Section  
 Bureau of Communicable Disease Control  
 Guam Department of Public Health & Social Services

**H1N1 INFLUENZA SURVEILLANCE, WEEK 5, 2011**

Cumulative 2011: 1 civilian & 0 military cases  
**NO CASES OF H1N1 CONFIRMED FOR WEEK 5**

INFECTION CONTROL DEPARTMENT  
 GUAM MEMORIAL HOSPITAL AUTHORITY

**HOSPITALIZATIONS FOR INFLUENZA A or B BY AGE  
 AND MORBIDITY REPORTING WEEK, 2011**

	WEEK										
AGE	1	2	3	4	5	6	7	8	9	10	TOTAL
0-4											
5-18											
19-24											
25-49											
50-64				1							1
65+											
TOTAL	0	0	0	1	0						1

GUAM MEMORIAL HOSPITAL  
 INFECTION CONTROL DEPARTMENT  
**GMHA-EMERGENCY DEPARTMENT CLINICAL DIAGNOSES OF INFLUENZA OR  
 FLU-SYNDROME BY WEEK AND PATIENT'S VILLAGE OF RESIDENCE, 2011**  
 (Villages listed geographically from northern-most to southern-most)

**WEEK**

<b>VILLAGE</b>	<b>1</b>	<b>2</b>	<b>3</b>	<b>4</b>	<b>5</b>	<b>6</b>	<b>7</b>	<b>8</b>	<b>9</b>	<b>10</b>	<b>TOTAL</b>	<b>RATE Weeks 1-5, 2011</b>
Yigo	0	2	1	0	2						5	21.71
Dededo	4	0	3	5	5						17	33.44
Tamuning	0	1	1	0	1						3	14.08
Barrigada	0	0	1	0	0						1	9.77
Mangilao	0	1	2	1	1						5	31.76
M-T-M	0	1	0	1	3						5	72.33
Hagatna	0	1	0	0	0						1	76.86
Agaña Hts	0	0	0	0	0						0	0
Sinajana	0	2	0	0	0						2	59.28
Chalan Pago- Ordot	0	0	0	2	0						2	28.55
Asan-Maina	0	0	0	0	0						0	0
Piti	0	0	0	0	0						0	0
Santa Rita	0	1	0	1	0						2	22.55
Agat	0	0	0	0	0						0	0
Yona	0	0	0	1	1						2	26.08
Talofofo	0	0	0	0	1						1	26.30
Inarajan	0	0	0	0	1						1	27.71
Merizo	0	0	0	2	0						2	78.19
Umatac	0	0	0	0	0						0	0
Unknown	0	0	0	0	0						0	0
<b>TOTAL</b>	<b>4</b>	<b>9</b>	<b>8</b>	<b>13</b>	<b>15</b>						<b>49</b>	<b>26.76</b>

NOTE: Rate = cases per 100,000 population for the specified period.

**GUAM ANIMAL DISEASE (ZONOSSES) REPORTS**  
 REPORTS RECEIVED FOR THE WEEK ENDING 2/5/2011

Anaplasmosis (3 canine)

BUREAU OF COMMUNICABLE DISEASE CONTROL  
 DEPARTMENT OF PUBLIC HEALTH AND SOCIAL SERVICES  
**ISLAND-WIDE COMMUNICABLE DISEASE REPORT**

REPORTS RECEIVED FOR THE WEEK ENDING 2/5/2011

<i>Campylobacter</i>	1
Chlamydia	13
<i>Citrobacter koseri</i> MDR	1
<i>E. coli</i> MDR	3
Hand, foot & mouth disease	1
Hepatitis B	3
Influenza A (H1N1)	14*
<i>Klebsiella pneumoniae</i> MDR	1
MRSA	16
Mumps	2
Pertussis	1
Streptococcal disease, other	4
Syphilis	2

\* All Japanese tourists treated on out-patient basis

PREVENTIVE MEDICINE DEPARTMENT  
 U.S. NAVAL HOSPITAL GUAM

**PNEUMONIA CASES SEEN IN GUAM MILITARY TREATMENT  
 FACILITIES BY WEEK REPORTED, 2011**

