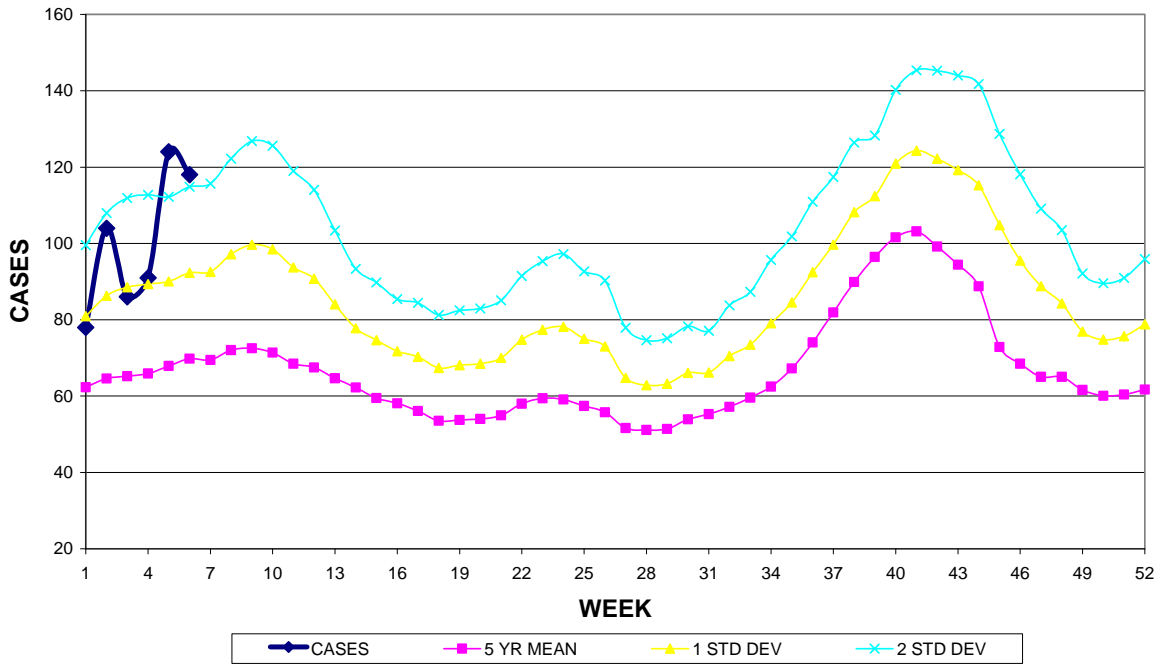


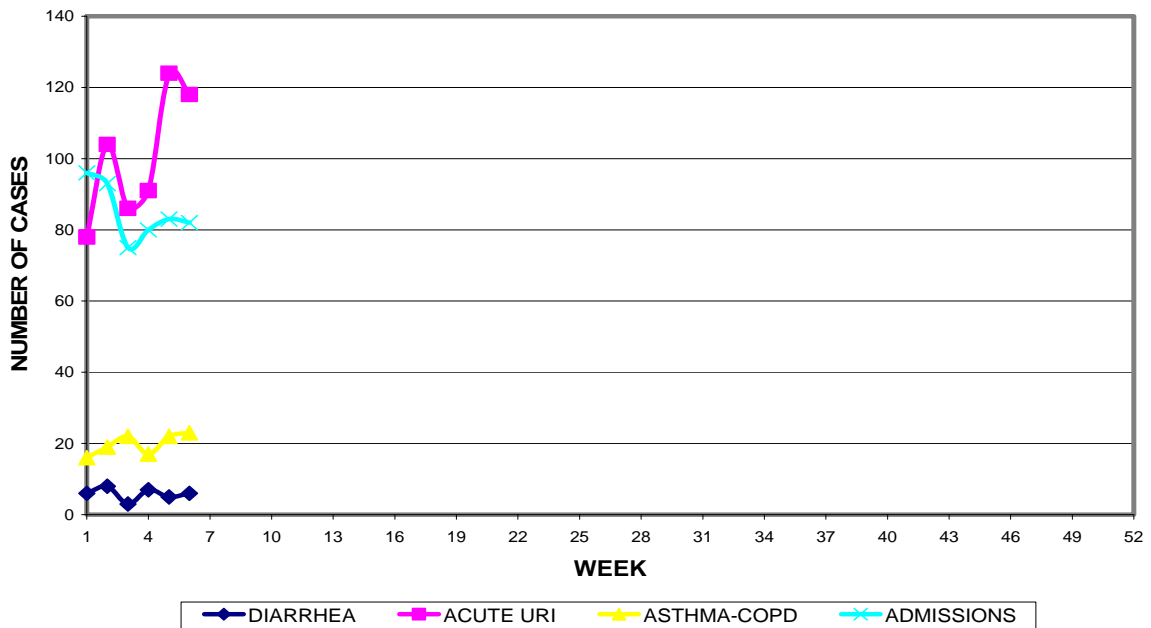
GUAM MEMORIAL HOSPITAL AUTHORITY  
INFECTION CONTROL DEPARTMENT  
**GUAM EPIDEMIOLOGY NEWSLETTER**  
REPORT FOR WEEK ENDING: 2/12//2011 (Reporting week 2011-6)

**GUAM REPORTS**

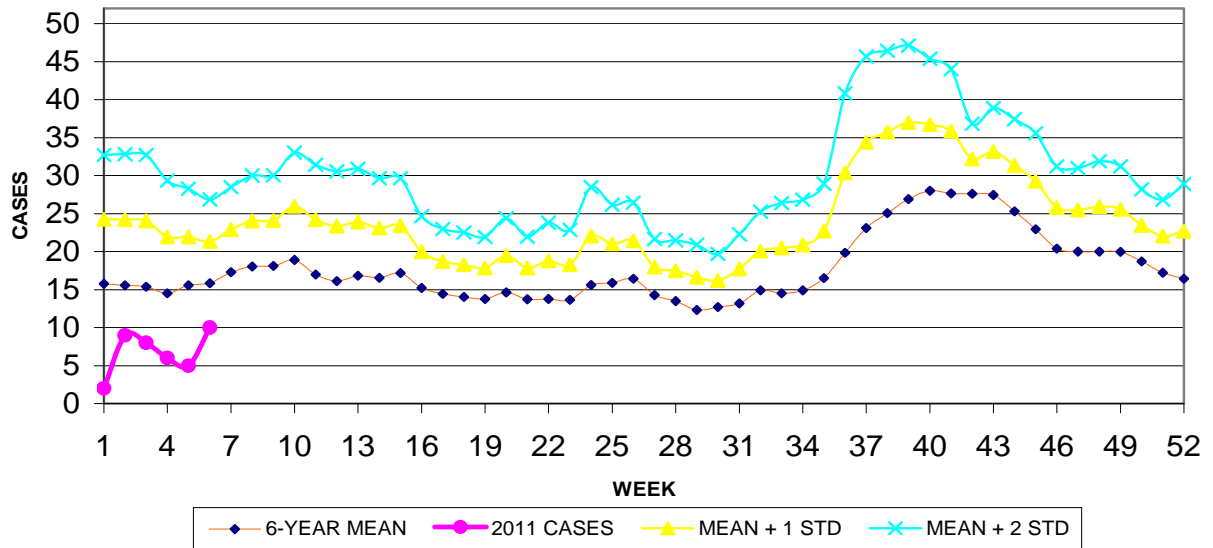
**GUAM ACUTE RESPIRATORY INFECTION SURVEILLANCE 2011;  
GMHA-EMERGENCY DEPARTMENT PATIENTS BY WEEK SEEN**



GUAM SYNDROMIC DISEASE SURVEILLANCE  
**GMHA-ED PATIENT DIAGNOSES BY WEEK, 2011**



MEDICAL RECORDS AND INFECTION CONTROL DEPARTMENTS  
 GUAM MEMORIAL HOSPITAL AUTHORITY  
**HOSPITAL INPATIENT DISCHARGES WITH A DIAGNOSIS OF  
 PNEUMONIA BY WEEK DISCHARGED, 2011**



**GUAM SENTINEL PHYSICIAN INFLUENZA SURVEILLANCE**  
 REPORTS OF INFLUENZA OR INFLUENZA-LIKE ILLNESSES  
 RECEIVED FOR THE WEEK ENDING 2/12/2011

**No activity** - No cases reported by sentinel physicians  
 (ACTIVITY LEVELS: No activity, Sporadic, Local, Regional, Widespread)

Foreign Quarantine & Enteric Diseases Section  
 Bureau of Communicable Disease Control  
 Guam Department of Public Health & Social Services  
**H1N1 INFLUENZA SURVEILLANCE, WEEK 6, 2011**  
 Cumulative 2011: 1 civilian & 1 military case  
**ONE CASE OF H1N1 REPORTED FOR WEEK 6**

INFECTION CONTROL DEPARTMENT  
 GUAM MEMORIAL HOSPITAL AUTHORITY  
**HOSPITALIZATIONS FOR INFLUENZA A or B BY AGE  
 AND MORBIDITY REPORTING WEEK, 2011**

	WEEK										
AGE	1	2	3	4	5	6	7	8	9	10	TOTAL
0-4											
5-18											
19-24											
25-49											
50-64				1							1
65+											
TOTAL	0	0	0	1	0	0					1

GUAM MEMORIAL HOSPITAL  
 INFECTION CONTROL DEPARTMENT  
**GMHA-EMERGENCY DEPARTMENT CLINICAL DIAGNOSES OF INFLUENZA OR  
 FLU-SYNDROME BY WEEK AND PATIENT'S VILLAGE OF RESIDENCE, 2011**  
 (Villages listed geographically from northern-most to southern-most)

VILLAGE	WEEK										TOTAL	RATE Weeks 1-6, 2011
	1	2	3	4	5	6	7	8	9	10		
Yigo	0	2	1	0	2	1					6	26.05
Dededo	4	0	3	5	5	2					19	37.38
Tamuning	0	1	1	0	1	1					4	18.78
Barrigada	0	0	1	0	0	0					1	9.77
Mangilao	0	1	2	1	1	3					8	5.081
M-T-M	0	1	0	1	3	2					7	101.26
Hagatna	0	1	0	0	0	0					1	76.86
Agaña Hts	0	0	0	0	0	0					0	0
Sinajana	0	2	0	0	0	0					2	59.28
Chalan Pago- Ordot	0	0	0	2	0	0					2	28.55
Asan-Maina	0	0	0	0	0	0					0	0
Piti	0	0	0	0	0	0					0	0
Santa Rita	0	1	0	1	0	0					2	22.55
Agat	0	0	0	0	0	1					1	14.95
Yona	0	0	0	1	1	0					2	26.08
Talofof	0	0	0	0	1	0					1	26.30
Inarajan	0	0	0	0	1	2					3	83.13
Merizo	0	0	0	2	0	0					2	78.19
Umatac	0	0	0	0	0	0					0	0
Unknown	0	0	0	0	0	0					0	0
<b>TOTAL</b>	4	9	8	13	15	12					61	33.32

NOTE: Rate = cases per 100,000 population for the specified period.

**GUAM ANIMAL DISEASE (ZONOSSES) REPORTS**  
 REPORTS RECEIVED FOR THE WEEK ENDING 2/12/2011

Anaplasmosis (2 canine)

BUREAU OF COMMUNICABLE DISEASE CONTROL  
 DEPARTMENT OF PUBLIC HEALTH AND SOCIAL SERVICES  
**ISLAND-WIDE COMMUNICABLE DISEASE REPORT**  
 REPORTS RECEIVED FOR THE WEEK ENDING 2/12/2011

<i>Acinetobacter baumannii</i> MDR	1
<i>Campylobacter</i>	1
Chlamydia	24
<i>Clostridium difficile</i>	1
Conjunctivitis	22
Gonorrhea	1
Hepatitis B	2
Hepatitis C	2
Herpes simplex 1	3
Herpes simplex 2	1
HPV	2
Influenza A (not sub-typed)	2
Influenza A, H1N1 sub-type	1
MRSA	9
Mumps	2
Pertussis	3
RSV	1
Scabies	2
Streptococcal sore throat	50
Streptococcal disease, other	1
Tuberculosis	3
VRE	1

*Correction:* None of the 14 cases of Influenza A reported for week 5 have so far been confirmed as being of the H1N1 sub-type.

PREVENTIVE MEDICINE DEPARTMENT  
 U.S. NAVAL HOSPITAL GUAM

**PNEUMONIA CASES SEEN IN GUAM MILITARY TREATMENT  
 FACILITIES BY WEEK REPORTED, 2011**

