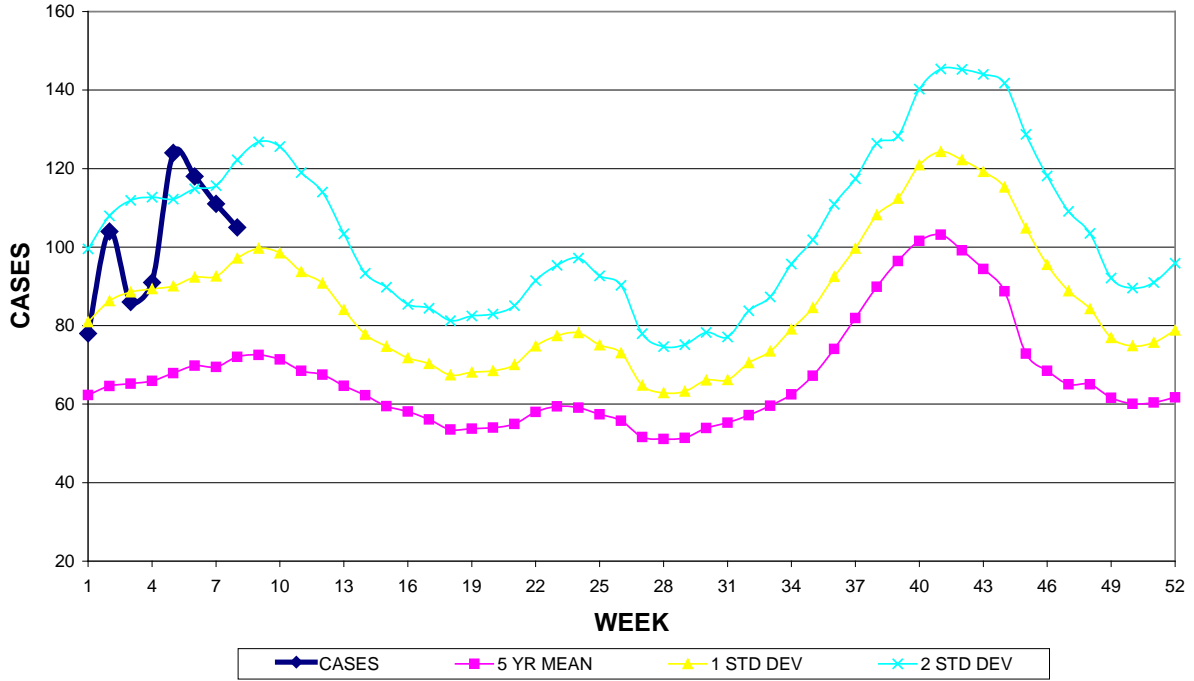


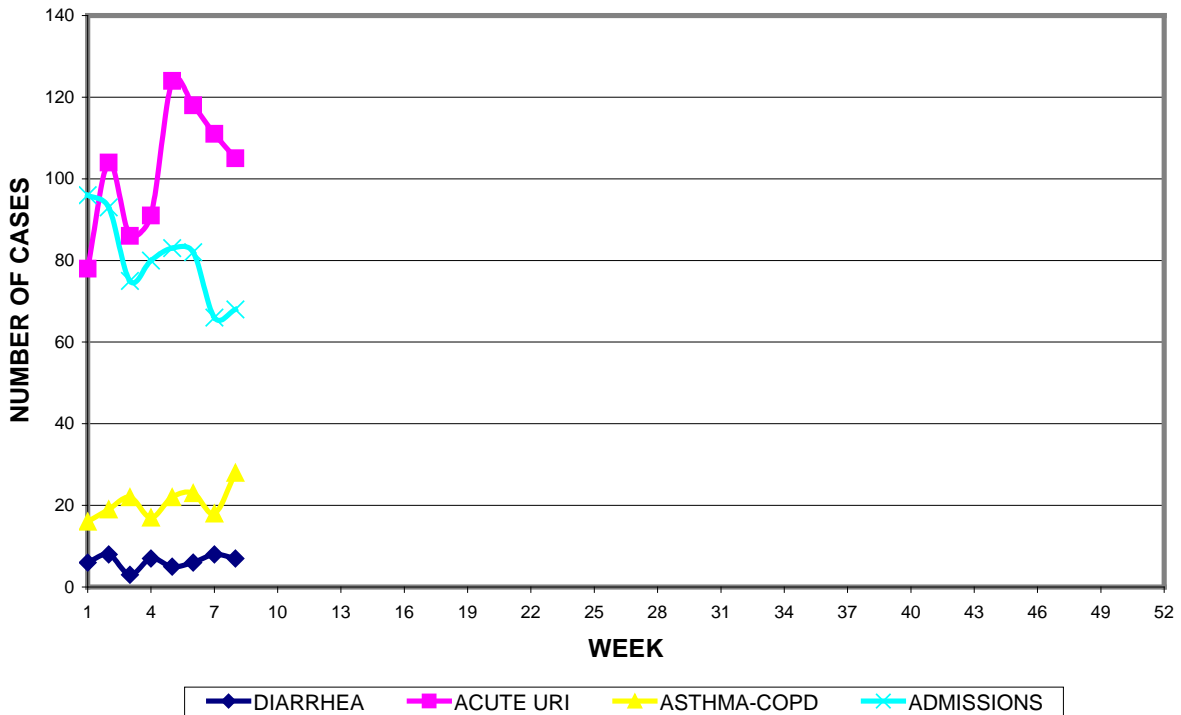
GUAM MEMORIAL HOSPITAL AUTHORITY
 INFECTION CONTROL DEPARTMENT
GUAM EPIDEMIOLOGY NEWSLETTER
 REPORT FOR WEEK ENDING: 2/26//2011 (Reporting week 2011-8)

GUAM REPORTS

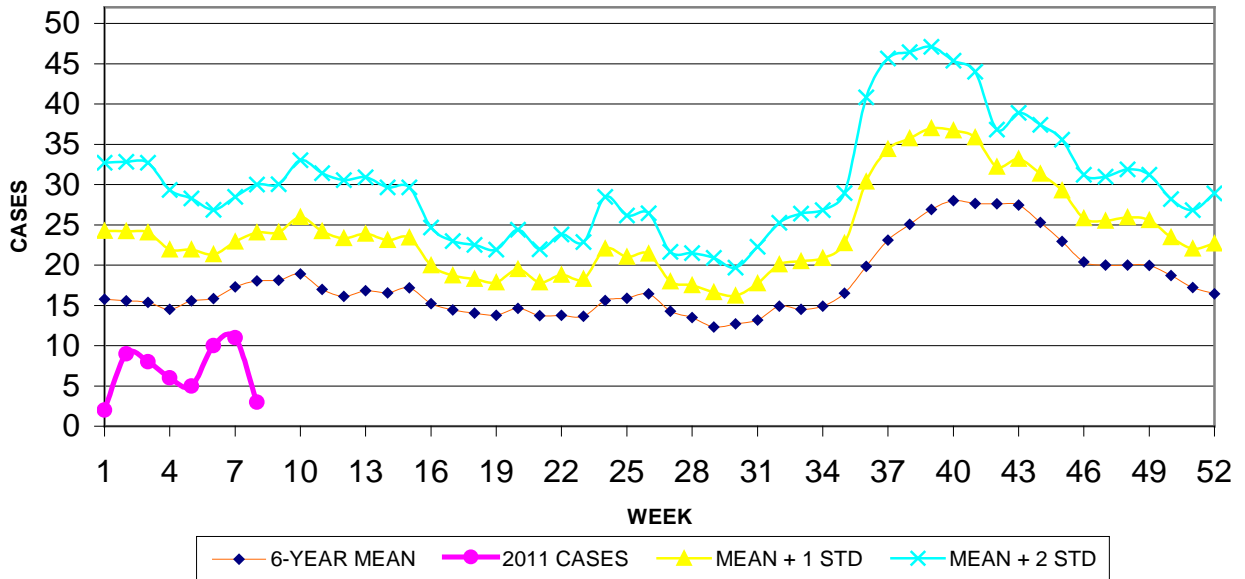
**GUAM ACUTE RESPIRATORY INFECTION SURVEILLANCE 2011;
 GMHA-EMERGENCY DEPARTMENT PATIENTS BY WEEK SEEN**



GUAM SYNDROMIC DISEASE SURVEILLANCE
GMHA-ED PATIENT DIAGNOSES BY WEEK, 2011



MEDICAL RECORDS AND INFECTION CONTROL DEPARTMENTS
 GUAM MEMORIAL HOSPITAL AUTHORITY
**HOSPITAL INPATIENT DISCHARGES WITH A DIAGNOSIS OF
 PNEUMONIA BY WEEK DISCHARGED, 2011**



GUAM SENTINEL PHYSICIAN INFLUENZA SURVEILLANCE
 REPORTS OF INFLUENZA OR INFLUENZA-LIKE ILLNESSES
 RECEIVED FOR THE WEEK ENDING 2/26/2011

No activity - No cases reported by sentinel physicians
 (ACTIVITY LEVELS: No activity, Sporadic, Local, Regional, Widespread)

Foreign Quarantine & Enteric Diseases Section
 Bureau of Communicable Disease Control
 Guam Department of Public Health & Social Services

H1N1 INFLUENZA SURVEILLANCE, WEEK 8, 2011

Cumulative 2011: 1 civilian & 1 military case
NO CASES OF H1N1 REPORTED FOR WEEK 8

INFECTION CONTROL DEPARTMENT
 GUAM MEMORIAL HOSPITAL AUTHORITY
**HOSPITALIZATIONS FOR INFLUENZA A or B BY AGE
 AND MORBIDITY REPORTING WEEK, 2011**

	WEEK										
AGE	1	2	3	4	5	6	7	8	9	10	TOTAL
0-4											
5-18											
19-24											
25-49											
50-64				1							1
65+											
TOTAL	0	0	0	1	0	0	0	0			1

GUAM MEMORIAL HOSPITAL
INFECTION CONTROL DEPARTMENT
**GMHA-EMERGENCY DEPARTMENT CLINICAL DIAGNOSES OF INFLUENZA OR
FLU-SYNDROME BY WEEK AND PATIENT'S VILLAGE OF RESIDENCE, 2011**
(Villages listed geographically from northern-most to southern-most)

VILLAGE	WEEK										TOTAL	2011 RATE
	1	2	3	4	5	6	7	8	9	10		
Yigo	0	2	1	0	2	1	3	0			9	39.08
Dededo	4	0	3	5	5	2	5	1			25	49.18
Tamuning	0	1	1	0	1	1	0	1			5	23.47
Barrigada	0	0	1	0	0	0	2	0			3	29.32
Mangilao	0	1	2	1	1	3	0	2			10	63.51
M-T-M	0	1	0	1	3	2	1	0			8	115.72
Hagatna	0	1	0	0	0	0	2	0			3	230.59
Agaña Hts	0	0	0	0	0	0	0	1			1	21.46
Sinajana	0	2	0	0	0	0	0	0			2	59.28
Chalan Pago- Ordot	0	0	0	2	0	0	1	0			3	42.83
Asan-Maina	0	0	0	0	0	0	0	0			0	0
Piti	0	0	0	0	0	0	0	0			0	0
Santa Rita	0	1	0	1	0	0	0	0			2	22.55
Agat	0	0	0	0	0	1	0	1			2	29.90
Yona	0	0	0	1	1	0	0	1			3	39.12
Talofof	0	0	0	0	1	0	0	0			1	26.30
Inarajan	0	0	0	0	1	2	0	0			3	83.13
Merizo	0	0	0	2	0	0	0	0			2	78.19
Umatac	0	0	0	0	0	0	0	0			0	0
Unknown	0	0	0	0	0	0	0	0			0	0
TOTAL	4	9	8	13	15	12	14	7			82	44.79

NOTE: Rate = cases per 100,000 population for the specified period.

GUAM ANIMAL DISEASE (ZONOSSES) REPORTS
REPORTS RECEIVED FOR THE WEEK ENDING 2/26/2011

No new cases reported

BUREAU OF COMMUNICABLE DISEASE CONTROL
 DEPARTMENT OF PUBLIC HEALTH AND SOCIAL SERVICES
ISLAND-WIDE COMMUNICABLE DISEASE REPORT
 REPORTS RECEIVED FOR THE WEEK ENDING 2/26/2011

Chickenpox	2
Chlamydia	17
Conjunctivitis	26
<i>E. coli</i> MDR	2
Hepatitis A	5
Hepatitis B	8
Hepatitis C	3
Herpes simplex 2	1
HPV	2
Influenza A (not sub-typed)	5
Influenza (type not specified)	6
<i>Klebsiella</i> sp. MDR	3
MRSA	17
Pertussis	2
Scarlet fever	1
Scombroid fish poisoning	1
Streptococcal sore throat	8
Streptococcal disease, other	4

PREVENTIVE MEDICINE DEPARTMENT
 U.S. NAVAL HOSPITAL GUAM

**PNEUMONIA CASES SEEN IN GUAM MILITARY TREATMENT
 FACILITIES BY WEEK REPORTED, 2011**

