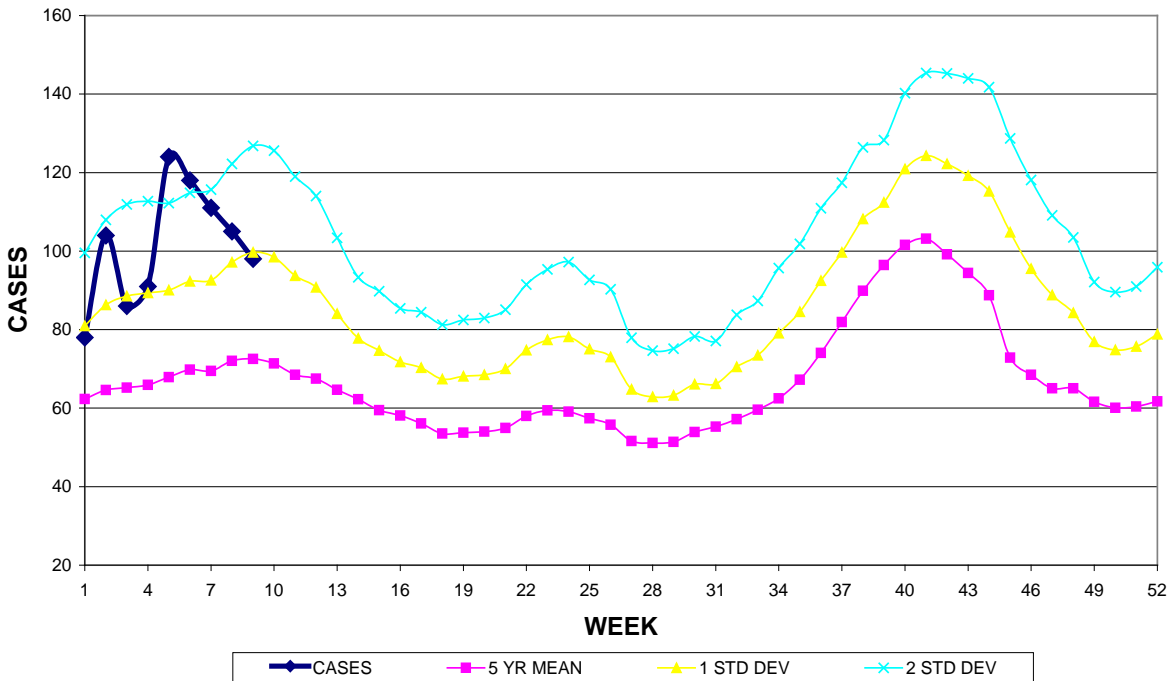


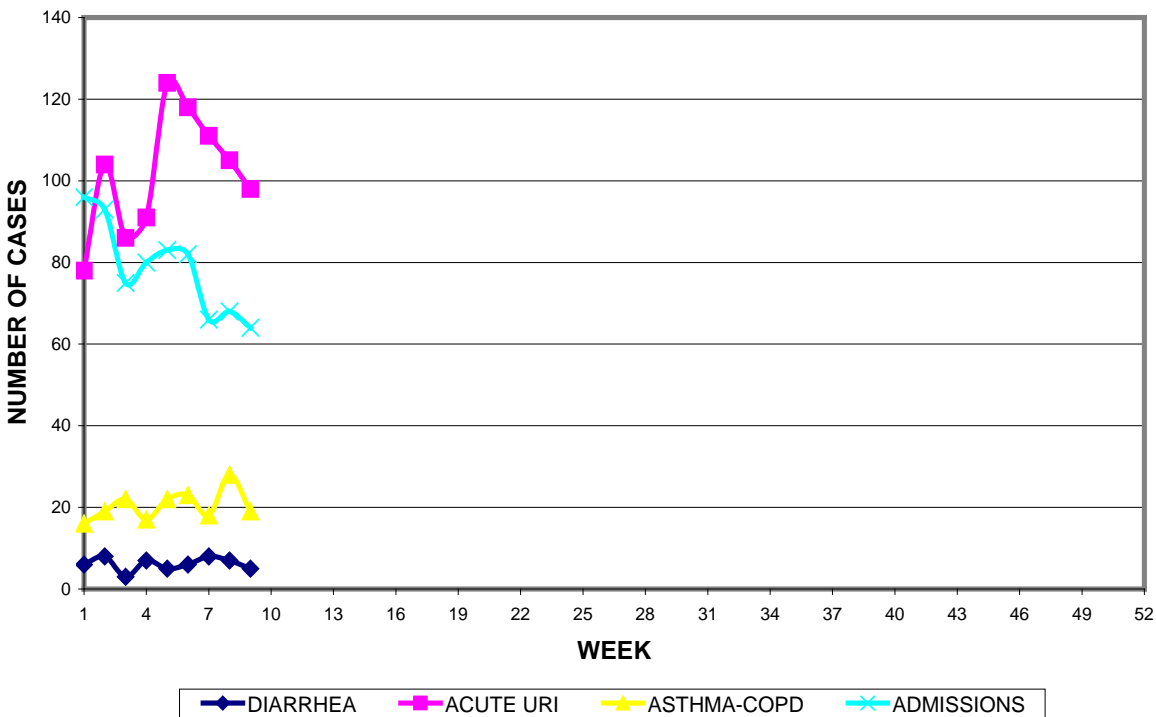
GUAM MEMORIAL HOSPITAL AUTHORITY  
 INFECTION CONTROL DEPARTMENT  
**GUAM EPIDEMIOLOGY NEWSLETTER**  
 REPORT FOR WEEK ENDING: 3/5//2011 (Reporting week 2011-9)

GUAM REPORTS

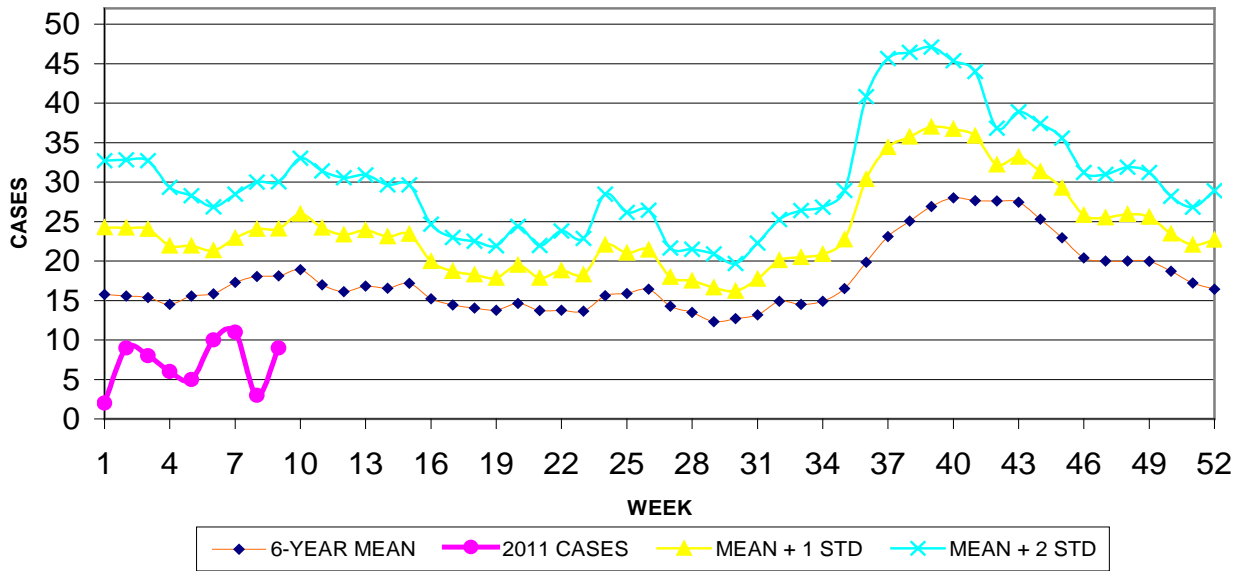
**GUAM ACUTE RESPIRATORY INFECTION SURVEILLANCE 2011;  
 GMHA-EMERGENCY DEPARTMENT PATIENTS BY WEEK SEEN**



GUAM SYNDROMIC DISEASE SURVEILLANCE  
**GMHA-ED PATIENT DIAGNOSES BY WEEK, 2011**



MEDICAL RECORDS AND INFECTION CONTROL DEPARTMENTS  
 GUAM MEMORIAL HOSPITAL AUTHORITY  
**HOSPITAL INPATIENT DISCHARGES WITH A DIAGNOSIS OF  
 PNEUMONIA BY WEEK DISCHARGED, 2011**



**GUAM SENTINEL PHYSICIAN INFLUENZA SURVEILLANCE**  
 REPORTS OF INFLUENZA OR INFLUENZA-LIKE ILLNESSES  
 RECEIVED FOR THE WEEK ENDING 3/5/2011

**Sporadic** - Two cases reported by sentinel physicians  
 (ACTIVITY LEVELS: No activity, Sporadic, Local, Regional, Widespread)

Foreign Quarantine & Enteric Diseases Section  
 Bureau of Communicable Disease Control

**Guam Department of Public Health & Social Services**

**H1N1 INFLUENZA SURVEILLANCE, WEEK 9, 2011**

Cumulative 2011: 1 civilian & 4 military cases  
**3 CASES OF H1N1 REPORTED FOR WEEK 9**

INFECTION CONTROL DEPARTMENT  
 GUAM MEMORIAL HOSPITAL AUTHORITY

**HOSPITALIZATIONS FOR INFLUENZA A or B BY AGE  
 AND MORBIDITY REPORTING WEEK, 2011**

	WEEK										
AGE	1	2	3	4	5	6	7	8	9	10	TOTAL
0-4											
5-18											
19-24											
25-49											
50-64				1							1
65+											
TOTAL	0	0	0	1	0	0	0	0	0	0	1

GUAM MEMORIAL HOSPITAL  
INFECTION CONTROL DEPARTMENT  
**GMHA-EMERGENCY DEPARTMENT CLINICAL DIAGNOSES OF INFLUENZA OR  
FLU-SYNDROME BY WEEK AND PATIENT'S VILLAGE OF RESIDENCE, 2011**  
(Villages listed geographically from northern-most to southern-most)

VILLAGE	WEEK										TOTAL	2011 RATE
	1	2	3	4	5	6	7	8	9	10		
Yigo	0	2	1	0	2	1	3	0	0		9	39.08
Dededo	4	0	3	5	5	2	5	1	3		28	55.09
Tamuning	0	1	1	0	1	1	0	1	0		5	23.47
Barrigada	0	0	1	0	0	0	2	0	0		3	29.32
Mangilao	0	1	2	1	1	3	0	2	0		10	63.51
M-T-M	0	1	0	1	3	2	1	0	0		8	115.72
Hagatna	0	1	0	0	0	0	2	0	0		3	230.59
Agaña Hts	0	0	0	0	0	0	0	1	0		1	21.46
Sinajana	0	2	0	0	0	0	0	0	0		2	59.28
Chalan Pago- Ordot	0	0	0	2	0	0	1	0	1		3	42.83
Asan-Maina	0	0	0	0	0	0	0	0	0		0	0
Piti	0	0	0	0	0	0	0	0	0		0	0
Santa Rita	0	1	0	1	0	0	0	0	0		2	22.55
Agat	0	0	0	0	0	1	0	1	0		2	29.90
Yona	0	0	0	1	1	0	0	1	2		5	65.21
Talofof	0	0	0	0	1	0	0	0	0		1	26.30
Inarajan	0	0	0	0	1	2	0	0	0		3	83.13
Merizo	0	0	0	2	0	0	0	0	0		2	78.19
Umatac	0	0	0	0	0	0	0	0	0		0	0
Unknown	0	0	0	0	0	0	0	0	0		0	0
<b>TOTAL</b>	4	9	8	13	15	12	14	7	6		88	48.07

NOTE: Rate = cases per 100,000 population for the specified period.

**GUAM ANIMAL DISEASE (ZONOSSES) REPORTS**  
REPORTS RECEIVED FOR THE WEEK ENDING 3/5/2011

Anaplasmosis – 2 canine cases reported

BUREAU OF COMMUNICABLE DISEASE CONTROL  
 DEPARTMENT OF PUBLIC HEALTH AND SOCIAL SERVICES  
**ISLAND-WIDE COMMUNICABLE DISEASE REPORT**  
 REPORTS RECEIVED FOR THE WEEK ENDING 3/5/2011

Chickenpox	2
Chlamydia	44
<i>Clostridium difficile</i>	1
Conjunctivitis	14
Dengue fever	1
<i>E. coli</i> MDR	1
Gonorrhea	5
Hepatitis B	7
Hepatitis C	3
Herpes simplex 2	1
HPV	2
Influenza A (not sub-typed)	2
Influenza A (H1N1)	3
<i>Klebsiella</i> sp. MDR	1
MRSA	20
Mumps	2
Pertussis	14
Salmonellosis	1
Scabies	1
Shigellosis	1
Streptococcal sore throat	8
Streptococcal disease, other	4
Tuberculosis	2
VRE	2

PREVENTIVE MEDICINE DEPARTMENT  
 U.S. NAVAL HOSPITAL GUAM

**PNEUMONIA CASES SEEN IN GUAM MILITARY TREATMENT  
 FACILITIES BY WEEK REPORTED, 2011**

