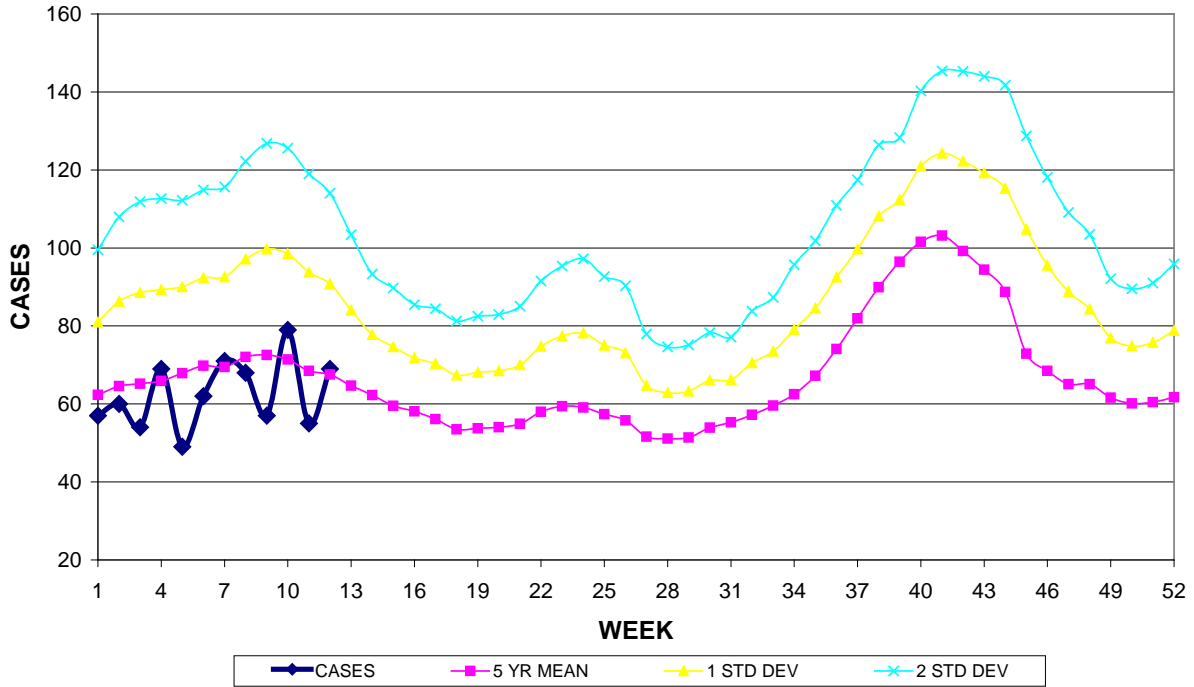


GUAM EPIDEMIOLOGY NEWSLETTER

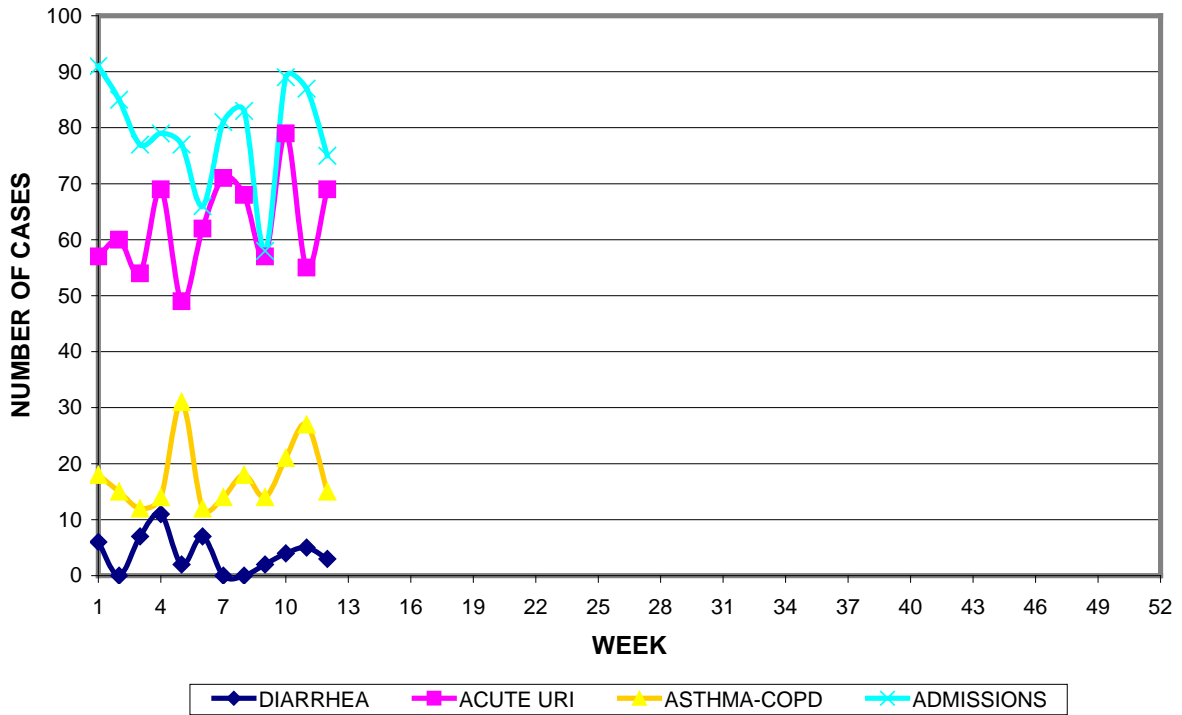
REPORT FOR WEEK ENDING: 3/24/2012 (Reporting week 2012-12)

GUAM REPORTS

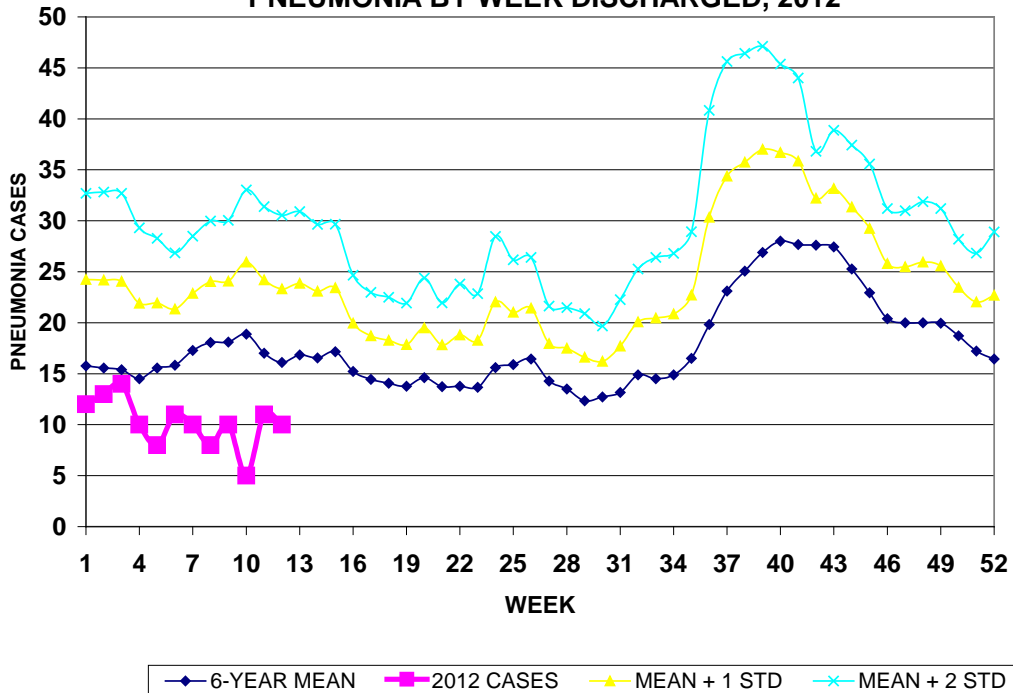
**GUAM ACUTE RESPIRATORY INFECTION SURVEILLANCE 2012;  
 GMHA-EMERGENCY DEPARTMENT PATIENTS BY WEEK SEEN**



GUAM SYNDROMIC DISEASE SURVEILLANCE  
**GMHA-ED PATIENT DIAGNOSES BY WEEK, 2012**



**HOSPITAL INPATIENT DISCHARGES WITH A DIAGNOSIS OF  
 PNEUMONIA BY WEEK DISCHARGED, 2012**



**GUAM SENTINEL PHYSICIAN INFLUENZA SURVEILLANCE**  
 REPORTS OF INFLUENZA OR INFLUENZA-LIKE ILLNESSES  
 RECEIVED FOR THE WEEK ENDING 3/24/2012

Sporadic – Two cases reported by sentinel physician  
 (ACTIVITY LEVELS: No activity, Sporadic, Local, Regional, Widespread)

Foreign Quarantine & Enteric Diseases Section  
 Bureau of Communicable Disease Control  
 Guam Department of Public Health & Social Services

**H1N1 INFLUENZA SURVEILLANCE, WEEK 12, 2012**

Cumulative 2012: 0 civilian & 0 military cases  
**NO CASES OF H1N1 REPORTED FOR WEEK 12**

INFECTION CONTROL DEPARTMENT  
 GUAM MEMORIAL HOSPITAL AUTHORITY

**HOSPITALIZATIONS FOR INFLUENZA A or B BY AGE  
 AND MORBIDITY REPORTING WEEK, 2012**

	WEEK										
AGE	3	4	5	6	7	8	9	10	11	12	TOTAL
0-4											
5-18											
19-24											
25-49								1			1
50-64											
65+											
TOTAL	0	0	0	0	0	0	0	1	0	0	1

INFECTION CONTROL DEPARTMENT  
 GUAM MEMORIAL HOSPITAL AUTHORITY  
**GMHA-EMERGENCY DEPARTMENT CLINICAL DIAGNOSES OF INFLUENZA OR  
 FLU-SYNDROME BY WEEK AND PATIENT'S VILLAGE OF RESIDENCE, 2012**  
 (Villages listed geographically from northern-most to southern-most)

VILLAGE	WEEK										TOTAL	2012 RATE
	3	4	5	6	7	8	9	10	11	12		
Yigo	0	0	0	2	0	0	1	0	0	0	4	17.37
Dededo	1	2	2	0	3	0	0	1	1	1	12	23.61
Tamuning	0	0	0	0	2	0	1	3	0	1	9	42.25
Barrigada	0	0	0	0	0	0	0	0	0	0	0	0.00
Mangilao	0	0	0	1	1	0	0	0	0	1	4	25.40
M-T-M	0	0	0	1	0	0	0	0	2	1	5	72.33
Hagatna	0	0	0	0	0	0	0	0	0	1	1	76.86
Agaña Hts	0	0	0	0	0	0	0	0	0	0	0	0.00
Sinajana	0	0	0	0	0	0	0	0	0	0	0	0.00
Chalan Pago-Ordot	0	1	1	1	1	0	0	1	0	0	5	71.38
Asan-Maina	0	0	0	0	2	0	0	0	0	0	2	80.91
Piti	0	0	0	0	0	0	0	0	0	0	0	0.00
Santa Rita	0	1	0	0	0	0	0	0	0	0	2	22.55
Agat	0	0	0	0	0	0	0	0	0	0	1	14.95
Yona	0	0	0	0	0	0	0	0	0	0	1	13.04
Talofofo	0	0	0	0	0	0	0	0	0	0	1	26.30
Inarajan	0	0	1	0	0	1	0	0	0	1	23	83.13
Merizo	0	0	0	0	0	0	0	0	0	0	0	0.00
Umatac	1	1	0	0	0	0	0	0	0	0	2	190.66
Unknown	0	0	0	0	0	0	0	0	0	0	0	0.00
<b>TOTAL</b>	<b>2</b>	<b>5</b>	<b>4</b>	<b>5</b>	<b>9</b>	<b>1</b>	<b>2</b>	<b>5</b>	<b>3</b>	<b>6</b>	<b>52</b>	<b>28.40</b>

NOTE: Rate = cases per 100,000 population for the specified period.

**GUAM ANIMAL DISEASE (ZONOSSES) REPORTS**  
 REPORTS RECEIVED FOR THE WEEK ENDING 3/24/2012

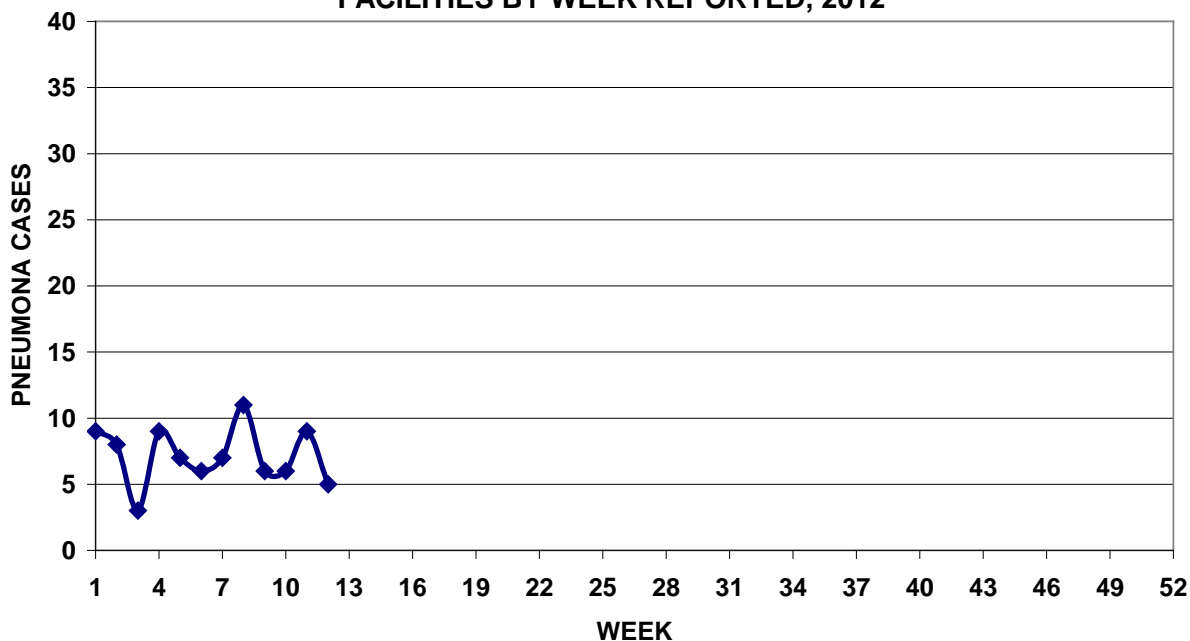
**No cases reported**

Bureau of Communicable Disease Control  
**Guam Department of Public Health & Social Services**  
**ISLAND-WIDE COMMUNICABLE DISEASE REPORT**  
 REPORTS RECEIVED FOR THE WEEK ENDING 3/24/2012

<i>Chlamydia trachomatis</i>	13
Conjunctivitis	4
<i>E. coli</i> MDO	4
Food poisoning	5
Gonorrhea	7
Hepatitis A	1
Hepatitis C	2
HSV-1	2
HSV-2	1
Influenza A	2*
Influenza B	1
<i>Klebsiella pneumoniae</i> MDO	1
MRSA	9
Streptococcal sore throat	3
Streptococcal disease, other	2
Tuberculosis	1
VRE	1

\* Treated as outpatients

PREVENTIVE MEDICINE DEPARTMENT  
 U.S. NAVAL HOSPITAL GUAM  
**PNEUMONIA CASES SEEN IN GUAM MILITARY TREATMENT  
 FACILITIES BY WEEK REPORTED, 2012**



## W.H.O. INFLUENZA A (H5N1) SURVEILLANCE

WHO reports the cumulative number of confirmed human cases and deaths due to avian influenza (H5N1) at : <[http://www.who.int/csr/disease/avian\\_influenza/en/index.html](http://www.who.int/csr/disease/avian_influenza/en/index.html)>. The table below reflects totals provided at this web site as of 9:00 PM, 3/28/2012, Guam-time.

COUNTRY		2004	2005	2006	2007	2008	2009	2010	2011	2012	TOTAL
Azerbaijan	Cases	0	0	8	0	0	0	0	0	0	8
	Deaths	0	0	5	0	0	0	0	0	0	5
Bangladesh	Cases	0	0	0	0	1	0	0	2	3	6
	Deaths	0	0	0	0	0	0	0	0	0	0
Cambodia	Cases	0	4	2	1	1	1	1	8	1	19
	Deaths	0	4	2	1	0	0	1	8	1	17
China	Cases	0	8	13	5	4	7	2	1	1	42
	Deaths	0	5	8	3	4	4	1	1	1	28
Djibouti	Cases	0	0	1	0	0	0	0	0	0	1
	Deaths	0	0	0	0	0	0	0	0	0	0
Egypt	Cases	0	0	18	25	8	39	29	38	6	164
	Deaths	0	0	10	9	4	4	13	15	3	58
Indonesia	Cases	0	20	55	42	24	21	9	12	<b>5(1)</b>	<b>188(1)</b>
	Deaths	0	13	45	37	20	19	7	10	<b>5(1)</b>	<b>156(1)</b>
Iraq	Cases	0	0	3	0	0	0	0	0	0	3
	Deaths	0	0	2	0	0	0	0	0	0	2
Laos	Cases	0	0	0	2	0	0	0	0	0	2
	Deaths	0	0	0	2	0	0	0	0	0	2
Myanmar	Cases	0	0	0	1	0	0	0	0	0	1
	Deaths	0	0	0	0	0	0	0	0	0	0
Nigeria	Cases	0	0	0	1	0	0	0	0	0	1
	Deaths	0	0	0	1	0	0	0	0	0	1
Pakistan	Cases	0	0	0	3	0	0	0	0	0	3
	Deaths	0	0	0	1	0	0	0	0	0	1
Thailand	Cases	17	5	3	0	0	0	0	0	0	25
	Deaths	12	2	3	0	0	0	0	0	0	17
Turkey	Cases	0	0	12	0	0	0	0	0	0	12
	Deaths	0	0	4	0	0	0	0	0	0	4
Viet Nam	Cases	29	61	0	8	6	5	7	0	4	123
	Deaths	20	19	0	5	5	5	2	0	2	61
TOTAL	Cases	46	98	115	88	44	73	48	61	<b>20(1)</b>	<b>598(1)</b>
	Deaths	32	43	79	59	33	32	24	34	<b>12(1)</b>	<b>352(1)</b>

NOTE: Total number of cases includes number of deaths. WHO reports only laboratory-confirmed cases. Figures that have changed since last week's report are noted in **BOLD**, the number of new cases is enclosed ( )