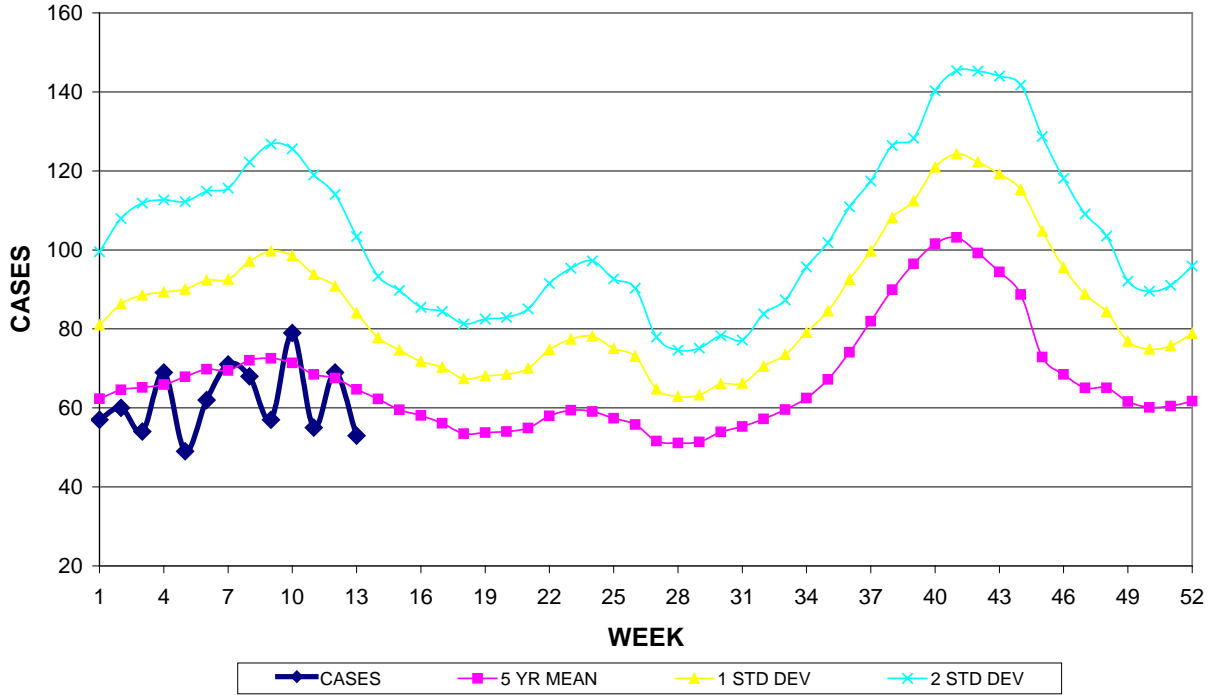


GUAM EPIDEMIOLOGY NEWSLETTER

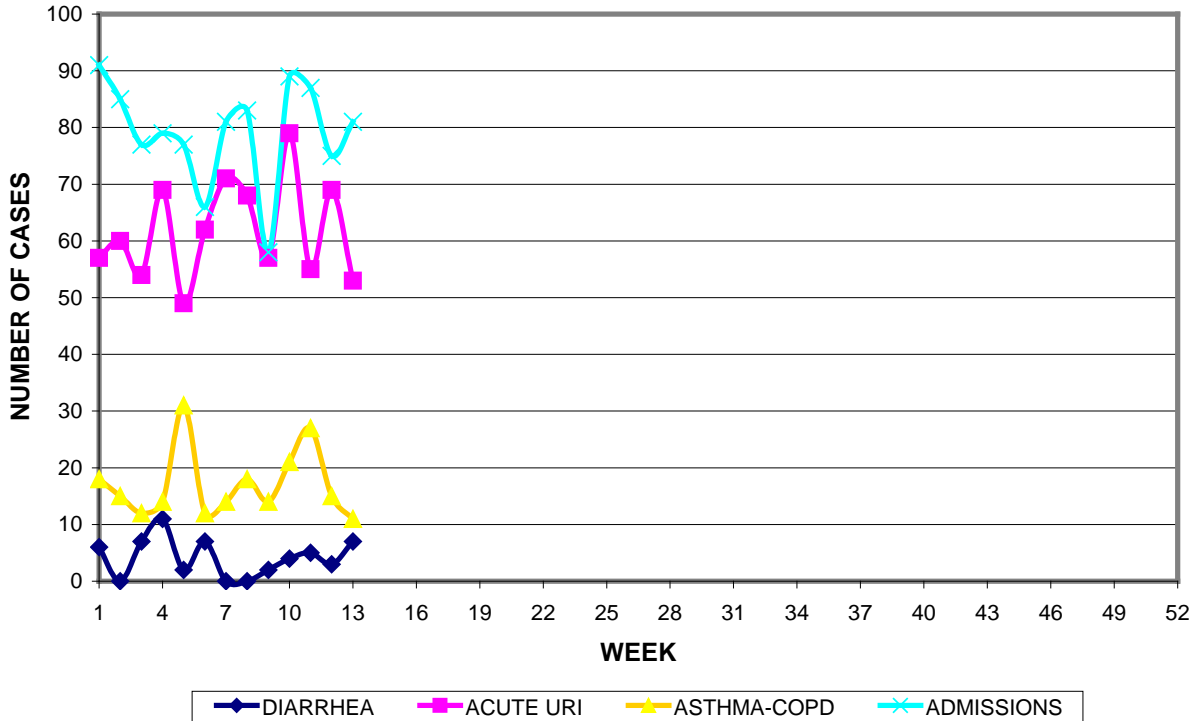
REPORT FOR WEEK ENDING: 3/31/2012 (Reporting week 2012-13)

GUAM REPORTS

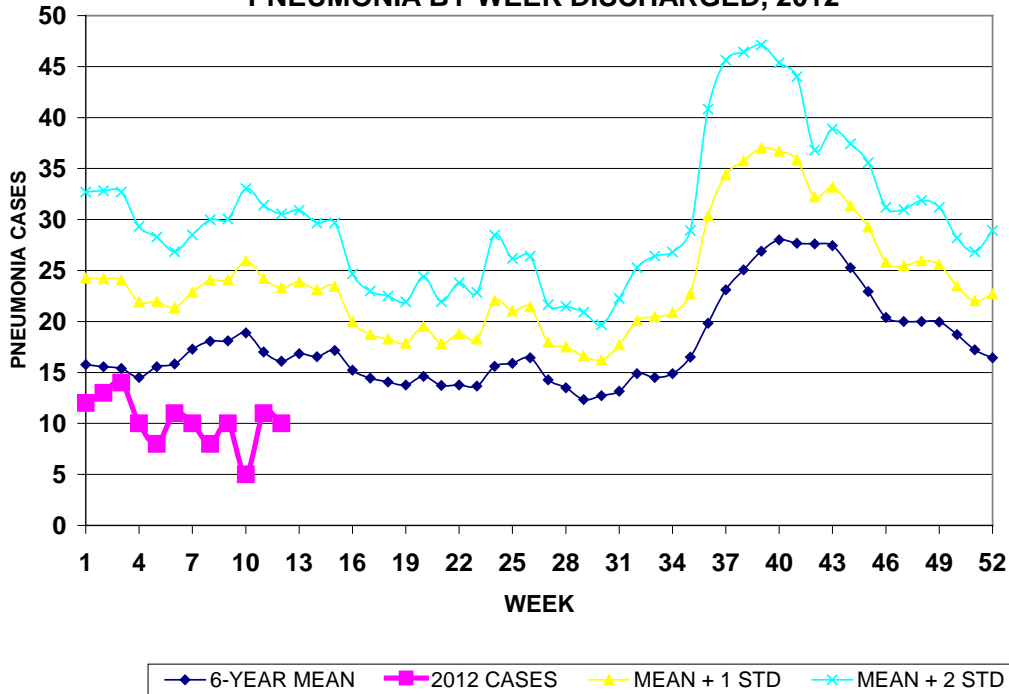
**GUAM ACUTE RESPIRATORY INFECTION SURVEILLANCE 2012;
 GMHA-EMERGENCY DEPARTMENT PATIENTS BY WEEK SEEN**



GUAM SYNDROMIC DISEASE SURVEILLANCE
GMHA-ED PATIENT DIAGNOSES BY WEEK, 2012



**HOSPITAL INPATIENT DISCHARGES WITH A DIAGNOSIS OF
 PNEUMONIA BY WEEK DISCHARGED, 2012**



GUAM SENTINEL PHYSICIAN INFLUENZA SURVEILLANCE
 REPORTS OF INFLUENZA OR INFLUENZA-LIKE ILLNESSES
 RECEIVED FOR THE WEEK ENDING 3/31/2012

Sporadic – One case reported by sentinel physician
 (ACTIVITY LEVELS: No activity, Sporadic, Local, Regional, Widespread)

Foreign Quarantine & Enteric Diseases Section
 Bureau of Communicable Disease Control
 Guam Department of Public Health & Social Services

H1N1 INFLUENZA SURVEILLANCE, WEEK 13, 2012

Cumulative 2012: 0 civilian & 0 military cases
NO CASES OF H1N1 REPORTED FOR WEEK 13

INFECTION CONTROL DEPARTMENT
 GUAM MEMORIAL HOSPITAL AUTHORITY

**HOSPITALIZATIONS FOR INFLUENZA A or B BY AGE
 AND MORBIDITY REPORTING WEEK, 2012**

	WEEK										
AGE	4	5	6	7	8	9	10	11	12	13	TOTAL
0-4											
5-18											
19-24											
25-49							1				1
50-64											
65+											
TOTAL	0	0	0	0	0	0	1	0	0	0	1

INFECTION CONTROL DEPARTMENT
 GUAM MEMORIAL HOSPITAL AUTHORITY
**GMHA-EMERGENCY DEPARTMENT CLINICAL DIAGNOSES OF INFLUENZA OR
 FLU-SYNDROME BY WEEK AND PATIENT'S VILLAGE OF RESIDENCE, 2012**
 (Villages listed geographically from northern-most to southern-most)

VILLAGE	WEEK										TOTAL	2012 RATE
	4	5	6	7	8	9	10	11	12	13		
Yigo	0	0	2	0	0	1	0	0	0	0	4	17.37
Dededo	2	2	0	3	0	0	1	1	1	1	13	25.58
Tamuning	0	0	0	2	0	1	3	0	1	1	10	46.94
Barrigada	0	0	0	0	0	0	0	0	0	0	0	0.00
Mangilao	0	0	1	1	0	0	0	0	1	0	4	25.40
M-T-M	0	0	1	0	0	0	0	2	1	0	5	72.33
Hagatna	0	0	0	0	0	0	0	0	1	0	1	76.86
Agaña Hts	0	0	0	0	0	0	0	0	0	0	0	0.00
Sinajana	0	0	0	0	0	0	0	0	0	0	0	0.00
Chalan Pago- Ordot	1	1	1	1	0	0	1	0	0	0	5	71.38
Asan-Maina	0	0	0	2	0	0	0	0	0	0	2	80.91
Piti	0	0	0	0	0	0	0	0	0	0	0	0.00
Santa Rita	1	0	0	0	0	0	0	0	0	0	2	22.55
Agat	0	0	0	0	0	0	0	0	0	0	1	14.95
Yona	0	0	0	0	0	0	0	0	0	0	1	13.04
Talofof	0	0	0	0	0	0	0	0	0	0	1	26.30
Inarajan	0	1	0	0	1	0	0	0	1	0	23	83.13
Merizo	0	0	0	0	0	0	0	0	0	0	0	0.00
Umatac	1	0	0	0	0	0	0	0	0	0	2	190.66
Unknown	0	0	0	0	0	0	0	0	0	0	0	0.00
TOTAL	5	4	5	9	1	2	5	3	6	2	54	29.5

NOTE: Rate = cases per 100,000 population for the specified period.

GUAM ANIMAL DISEASE (ZOOSES) REPORTS
 REPORTS RECEIVED FOR THE WEEK ENDING 3/31/2012

No cases reported

Bureau of Communicable Disease Control
Guam Department of Public Health & Social Services
ISLAND-WIDE COMMUNICABLE DISEASE REPORT
 REPORTS RECEIVED FOR THE WEEK ENDING 3/31/2012

<i>Chlamydia trachomatis</i>	11
Conjunctivitis	6
<i>E. coli</i> MDO	1
Hepatitis B	2
HIV	1
HPV	3
MRSA	4
Streptococcal sore throat	10

PREVENTIVE MEDICINE DEPARTMENT
 U.S. NAVAL HOSPITAL GUAM
**PNEUMONIA CASES SEEN IN GUAM MILITARY TREATMENT
 FACILITIES BY WEEK REPORTED, 2012**

