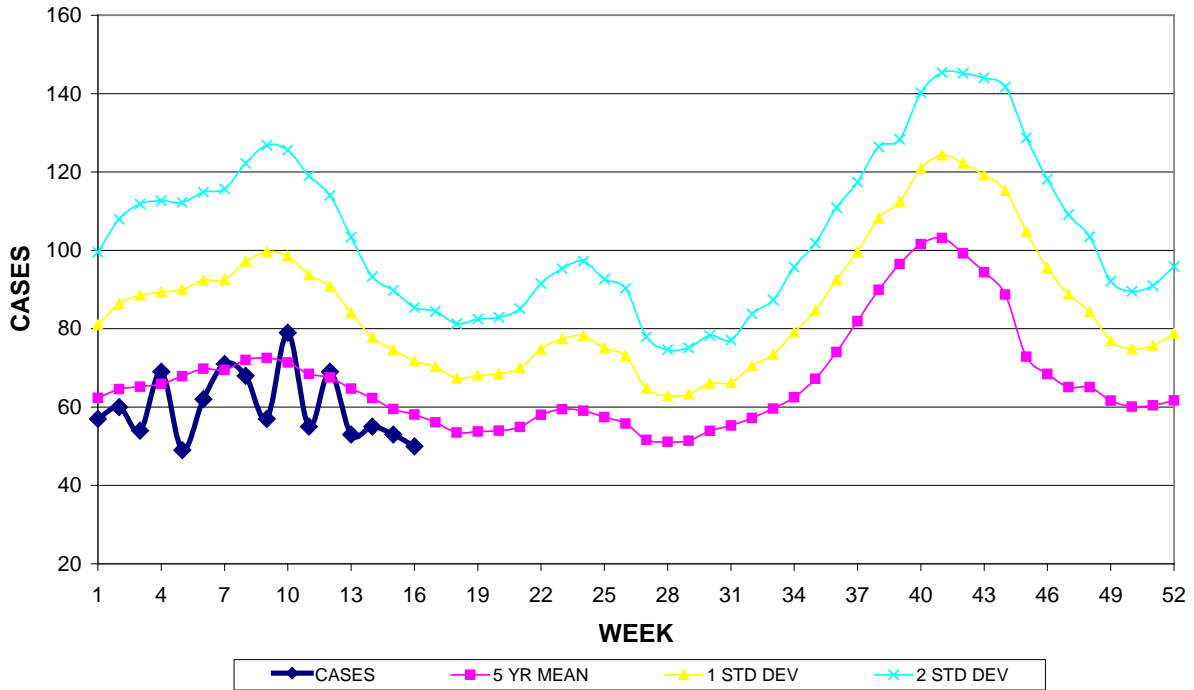


GUAM EPIDEMIOLOGY NEWSLETTER

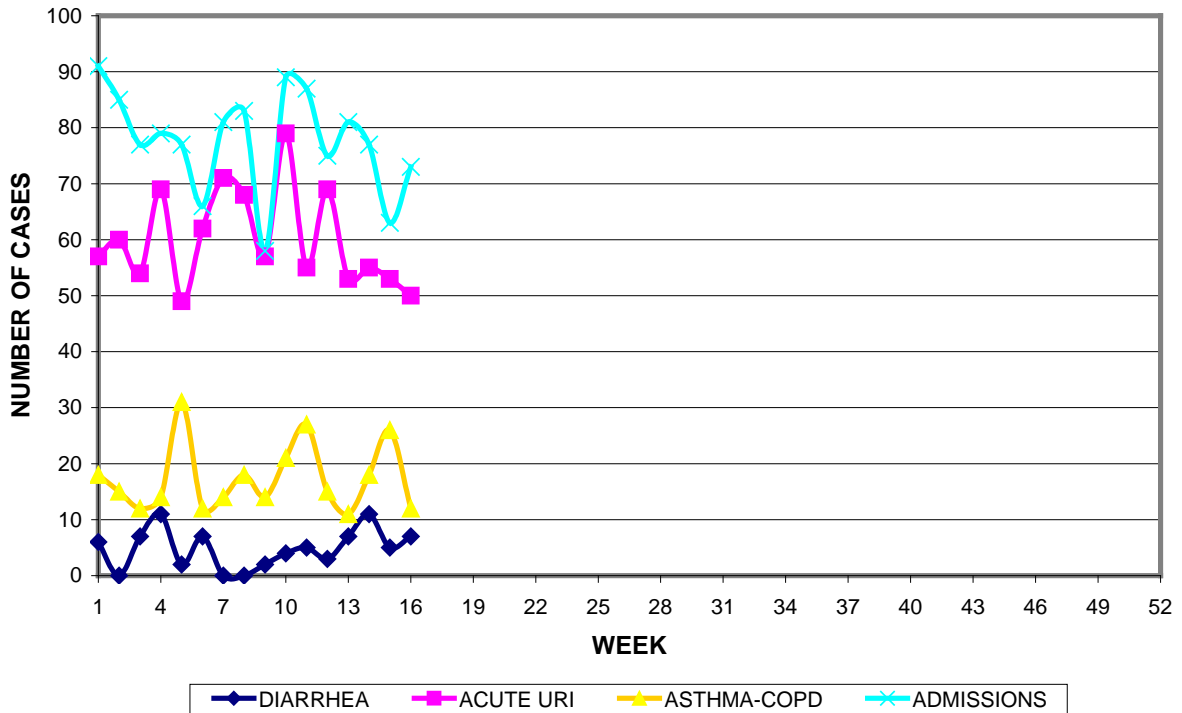
REPORT FOR WEEK ENDING: 4/21//2012 (Reporting week 2012-16)

GUAM REPORTS

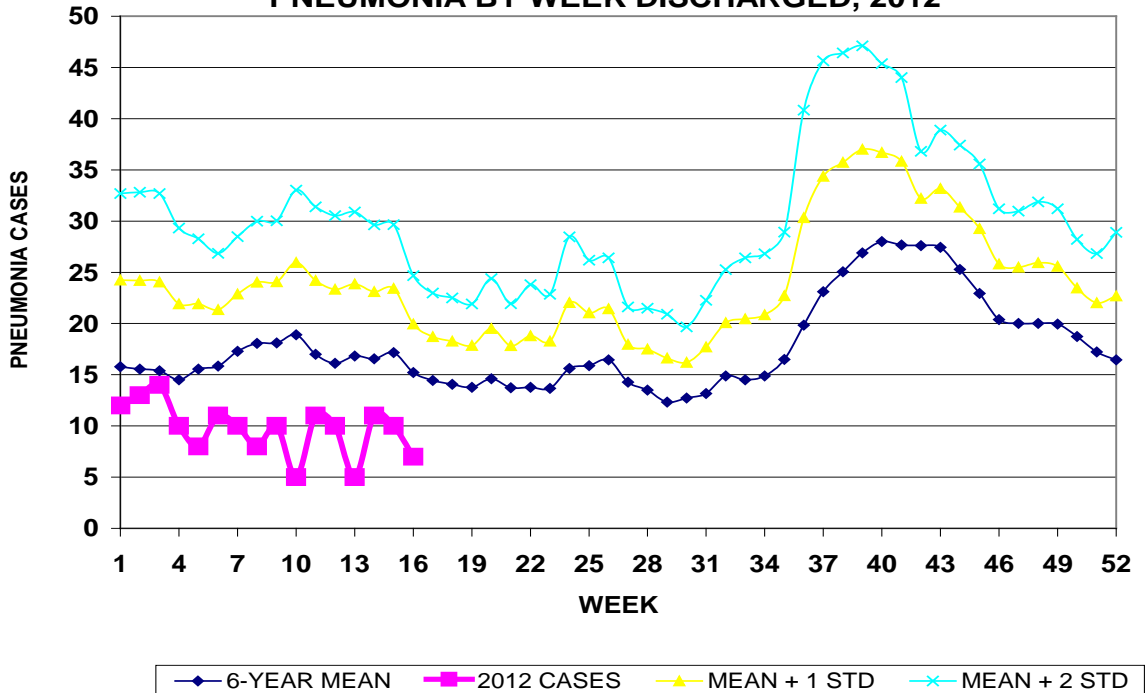
**GUAM ACUTE RESPIRATORY INFECTION SURVEILLANCE 2012;
 GMHA-EMERGENCY DEPARTMENT PATIENTS BY WEEK SEEN**



GUAM SYNDROMIC DISEASE SURVEILLANCE
GMHA-ED PATIENT DIAGNOSES BY WEEK, 2012



MEDICAL RECORDS AND INFECTION CONTROL DEPARTMENTS
 GUAM MEMORIAL HOSPITAL AUTHORITY
**HOSPITAL INPATIENT DISCHARGES WITH A DIAGNOSIS OF
 PNEUMONIA BY WEEK DISCHARGED, 2012**



GUAM SENTINEL PHYSICIAN INFLUENZA SURVEILLANCE
 REPORTS OF INFLUENZA OR INFLUENZA-LIKE ILLNESSES
 RECEIVED FOR THE WEEK ENDING 4/21/2012

No activity – No cases reported by sentinel physician
 (ACTIVITY LEVELS: No activity, Sporadic, Local, Regional, Widespread)

Foreign Quarantine & Enteric Diseases Section
 Bureau of Communicable Disease Control
 Guam Department of Public Health & Social Services
H1N1 INFLUENZA SURVEILLANCE, WEEK 16, 2012
NO CASES OF H1N1 REPORTED FOR WEEK 16
Cumulative 2012: 0 civilian & 0 military cases

INFECTION CONTROL DEPARTMENT
 GUAM MEMORIAL HOSPITAL AUTHORITY
**HOSPITALIZATIONS FOR INFLUENZA A or B BY AGE
 AND MORBIDITY REPORTING WEEK, 2012**

	WEEK										
AGE	7	8	9	10	11	12	13	14	15	16	TOTAL
0-4								2			2
5-18											
19-24											
25-49				1							1
50-64											
65+											
TOTAL	0	0	0	1	0	0	0	2	0	0	3

INFECTION CONTROL DEPARTMENT
 GUAM MEMORIAL HOSPITAL AUTHORITY
**GMHA-EMERGENCY DEPARTMENT CLINICAL DIAGNOSES OF INFLUENZA OR
 FLU-SYNDROME BY WEEK AND PATIENT'S VILLAGE OF RESIDENCE, 2012**
 (Villages listed geographically from northern-most to southern-most)

VILLAGE	WEEK										TOTAL	2012 RATE
	7	8	9	10	11	12	13	14	15	16		
Yigo	0	0	1	0	0	0	0	0	2	0	6	17.37
Dededo	3	0	0	1	1	1	1	0	0	1	13	27.54
Tamuning	2	0	1	3	0	1	1	0	0	0	10	46.94
Barrigada	0	0	0	0	0	0	0	0	0	0	0	0.00
Mangilao	1	0	0	0	0	1	0	1	0	0	5	31.76
M-T-M	0	0	0	0	2	1	0	1	1	0	7	86.79
Hagatna	0	0	0	0	0	1	0	0	0	0	1	76.86
Agaña Hts	0	0	0	0	0	0	0	0	0	0	0	0.00
Sinajana	0	0	0	0	0	0	0	0	0	0	0	0.00
Chalan Pago- Ordot	1	0	0	1	0	0	0	0	0	0	5	71.38
Asan-Maina	2	0	0	0	0	0	0	0	0	0	2	80.91
Piti	0	0	0	0	0	0	0	0	0	0	0	0.00
Santa Rita	0	0	0	0	0	0	0	0	0	0	2	22.55
Agat	0	0	0	0	0	0	0	0	0	0	1	14.95
Yona	0	0	0	0	0	0	0	0	0	0	1	13.04
Talofofu	0	0	0	0	0	0	0	0	0	0	1	26.30
Inarajan	0	1	0	0	0	1	0	0	1	0	4	83.13
Merizo	0	0	0	0	0	0	0	0	0	0	0	0.00
Umatac	0	0	0	0	0	0	0	0	0	0	2	190.66
Unknown	0	0	0	0	0	0	0	0	0	0	0	0.00
TOTAL	9	1	2	5	3	6	2	2	4	1	61	33.32

NOTE: Rate = cases per 100,000 population for the specified period.

GUAM ANIMAL DISEASE (ZONOSSES) REPORTS
 REPORTS RECEIVED FOR THE WEEK ENDING 4/21/2012

No cases reported

Bureau of Communicable Disease Control
Guam Department of Public Health & Social Services
ISLAND-WIDE COMMUNICABLE DISEASE REPORT
 REPORTS RECEIVED FOR THE WEEK ENDING 4/21/2012

<i>Chlamydia trachomatis</i>	22
Conjunctivitis	1
<i>E. coli</i> MDR	2
MRSA	8
<i>Proteus mirabilis</i> MDR	1
Salmonellosis	1
Streptococcal sore throat	3
Streptococcal disease, other	1
Syphilis	2

PREVENTIVE MEDICINE DEPARTMENT
 U.S. NAVAL HOSPITAL GUAM

**PNEUMONIA CASES SEEN IN GUAM MILITARY TREATMENT
 FACILITIES BY WEEK REPORTED, 2012**

