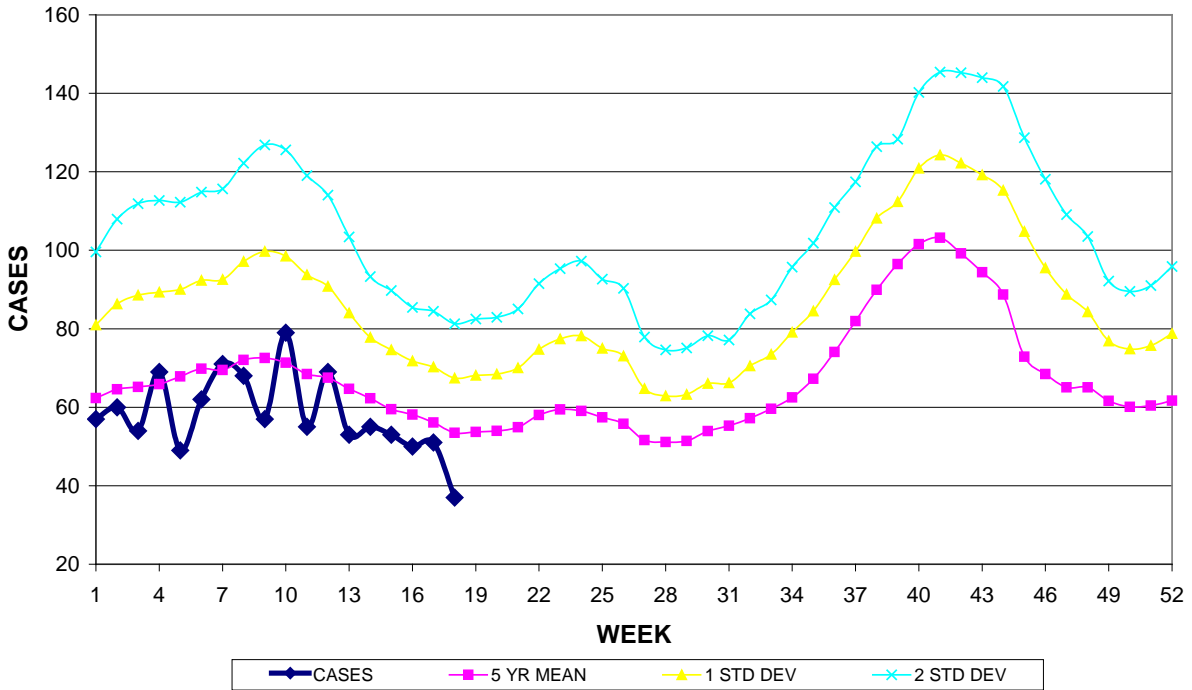


GUAM EPIDEMIOLOGY NEWSLETTER

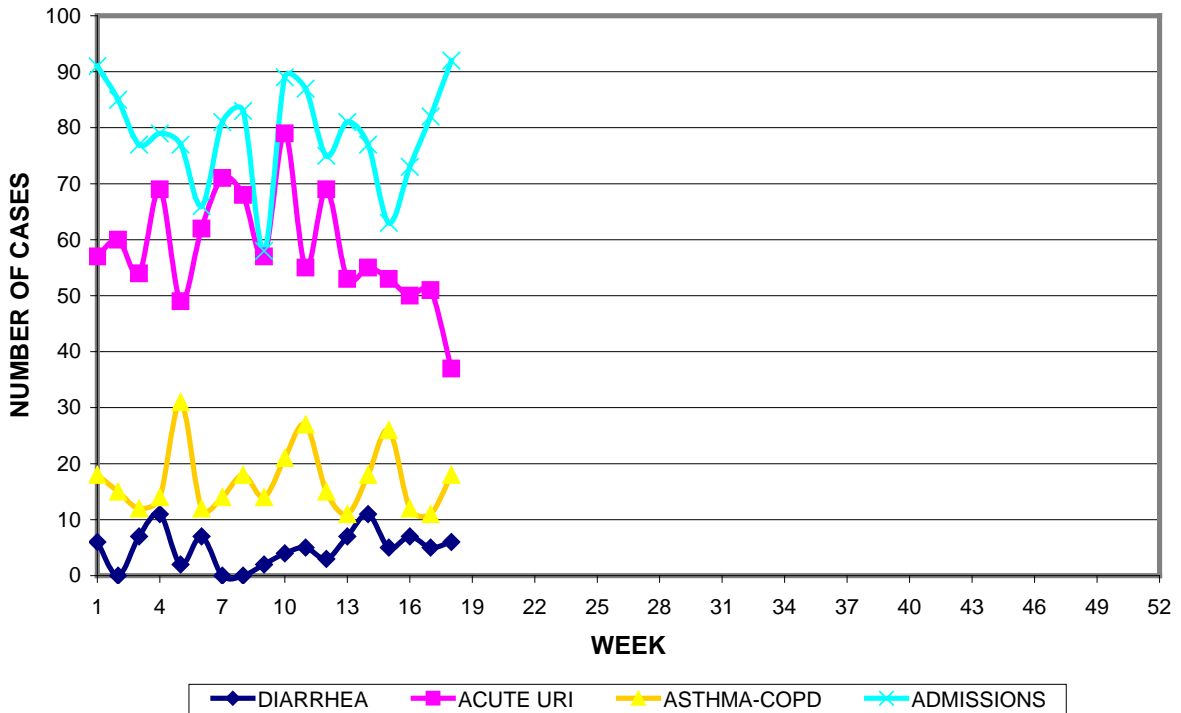
REPORT FOR WEEK ENDING: 5/5/2012 (Reporting week 2012-18)

GUAM REPORTS

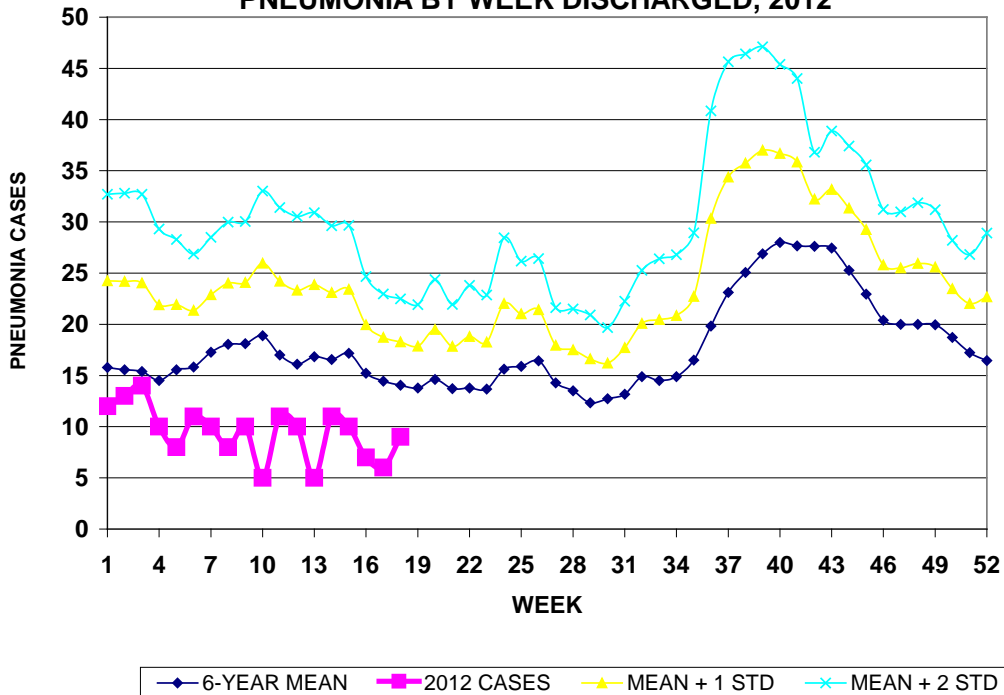
**GUAM ACUTE RESPIRATORY INFECTION SURVEILLANCE 2012;
 GMHA-EMERGENCY DEPARTMENT PATIENTS BY WEEK SEEN**



GUAM SYNDROMIC DISEASE SURVEILLANCE
GMHA-ED PATIENT DIAGNOSES BY WEEK, 2012



**HOSPITAL INPATIENT DISCHARGES WITH A DIAGNOSIS OF
 PNEUMONIA BY WEEK DISCHARGED, 2012**



**GUAM SENTINEL PHYSICIAN INFLUENZA SURVEILLANCE
 REPORTS OF INFLUENZA OR INFLUENZA-LIKE ILLNESSES
 RECEIVED FOR THE WEEK ENDING 5/5/2012**

No activity – No cases reported by sentinel physician
 (ACTIVITY LEVELS: No activity, Sporadic, Local, Regional, Widespread)

Foreign Quarantine & Enteric Diseases Section
 Bureau of Communicable Disease Control

**Guam Department of Public Health & Social Services
 H1N1 INFLUENZA SURVEILLANCE, WEEK 18, 2012
 NO CASES OF H1N1 REPORTED FOR WEEK 18
 Cumulative 2012: 0 civilian & 0 military cases**

INFECTION CONTROL DEPARTMENT
 GUAM MEMORIAL HOSPITAL AUTHORITY

**HOSPITALIZATIONS FOR INFLUENZA A or B BY AGE
 AND MORBIDITY REPORTING WEEK, 2012**

	WEEK										
AGE	9	10	11	12	13	14	15	16	17	18	TOTAL
0-4						2				1	3
5-18											
19-24											
25-49		1									1
50-64											
65+									1	1	2
TOTAL	0	1	0	0	0	2	0	0	1	2	6

INFECTION CONTROL DEPARTMENT
 GUAM MEMORIAL HOSPITAL AUTHORITY
**GMHA-EMERGENCY DEPARTMENT CLINICAL DIAGNOSES OF INFLUENZA OR
 FLU-SYNDROME BY WEEK AND PATIENT'S VILLAGE OF RESIDENCE, 2012**
 (Villages listed geographically from northern-most to southern-most)

VILLAGE	WEEK										TOTAL	2012 RATE
	9	10	11	12	13	14	15	16	17	18		
Yigo	1	0	0	0	0	0	2	0	1	1	8	34.74
Dededo	0	1	1	1	1	0	0	1	1	1	16	31.48
Tamuning	1	3	0	1	1	0	0	0	0	0	10	46.94
Barrigada	0	0	0	0	0	0	0	0	0	0	0	0.00
Mangilao	0	0	0	1	0	1	0	0	0	0	5	31.76
M-T-M	0	0	2	1	0	1	1	0	0	0	7	86.79
Hagatna	0	0	0	1	0	0	0	0	0	0	1	76.86
Agaña Hts	0	0	0	0	0	0	0	0	0	0	0	0.00
Sinajana	0	0	0	0	0	0	0	0	0	0	0	0.00
Chalan Pago-Ordot	0	1	0	0	0	0	0	0	1	0	6	85.65
Asan-Maina	0	0	0	0	0	0	0	0	0	0	2	80.91
Piti	0	0	0	0	0	0	0	0	0	0	0	0.00
Santa Rita	0	0	0	0	0	0	0	0	1	0	3	33.82
Agat	0	0	0	0	0	0	0	0	0	0	1	14.95
Yona	0	0	0	0	0	0	0	0	0	0	1	13.04
Talofofo	0	0	0	0	0	0	0	0	0	0	1	26.30
Inarajan	0	0	0	1	0	0	1	0	0	1	5	138.54
Merizo	0	0	0	0	0	0	0	0	0	0	0	0.00
Umatac	0	0	0	0	0	0	0	0	0	0	2	190.66
Unknown	0	0	0	0	0	0	0	0	0	0	0	0.00
TOTAL	2	5	3	6	2	2	4	1	4	3	68	37.14

NOTE: Rate = cases per 100,000 population for the specified period.

GUAM ANIMAL DISEASE (ZONOSSES) REPORTS
 REPORTS RECEIVED FOR THE WEEK ENDING 5/5/2012

No new cases reported

Bureau of Communicable Disease Control
Guam Department of Public Health & Social Services
ISLAND-WIDE COMMUNICABLE DISEASE REPORT
 REPORTS RECEIVED FOR THE WEEK ENDING 5/5/2012

Chickenpox	1
<i>Chlamydia trachomatis</i>	36
Conjunctivitis	3
E. coli MDR	1
Gonorrhea	2
Hepatitis B	1
HIV	1
HSV	1
Influenza A	1
Influenza B	1
MRSA	5
RSV	1
Streptococcal sore throat	1
Streptococcal disease, other	1
Syphilis	1
Tuberculosis	3
VRE	1

PREVENTIVE MEDICINE DEPARTMENT
 U.S. NAVAL HOSPITAL GUAM

**PNEUMONIA CASES SEEN IN GUAM MILITARY TREATMENT
 FACILITIES BY WEEK REPORTED, 2012**

