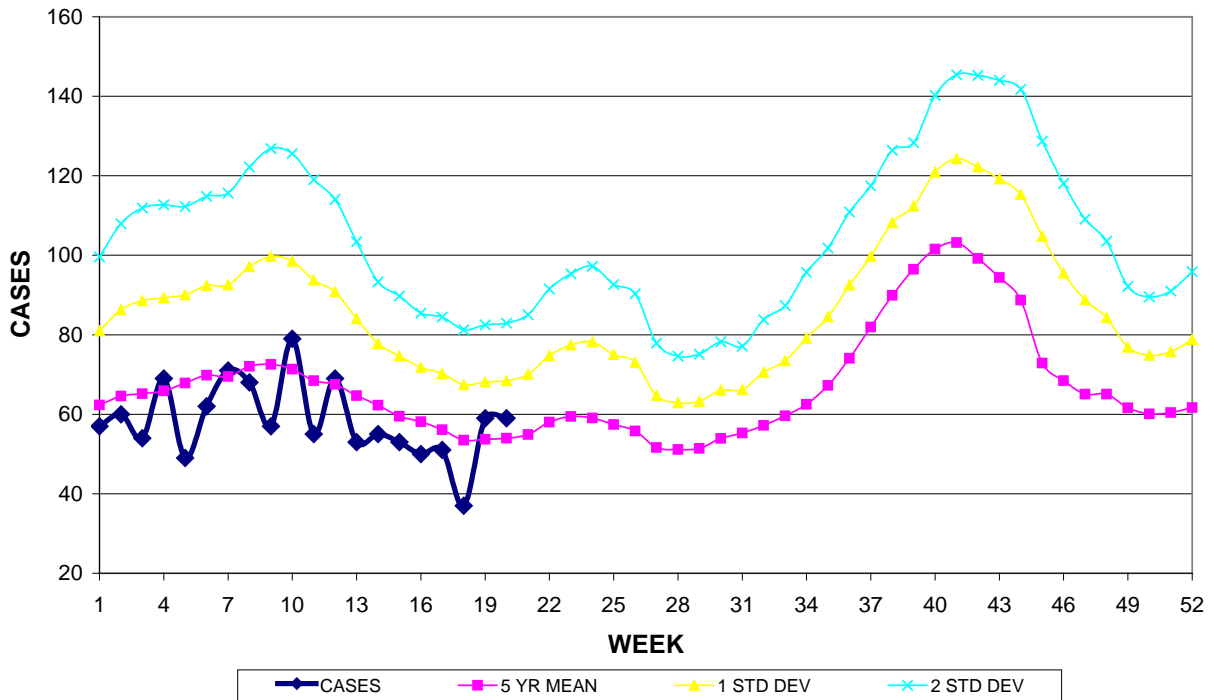


GUAM EPIDEMIOLOGY NEWSLETTER

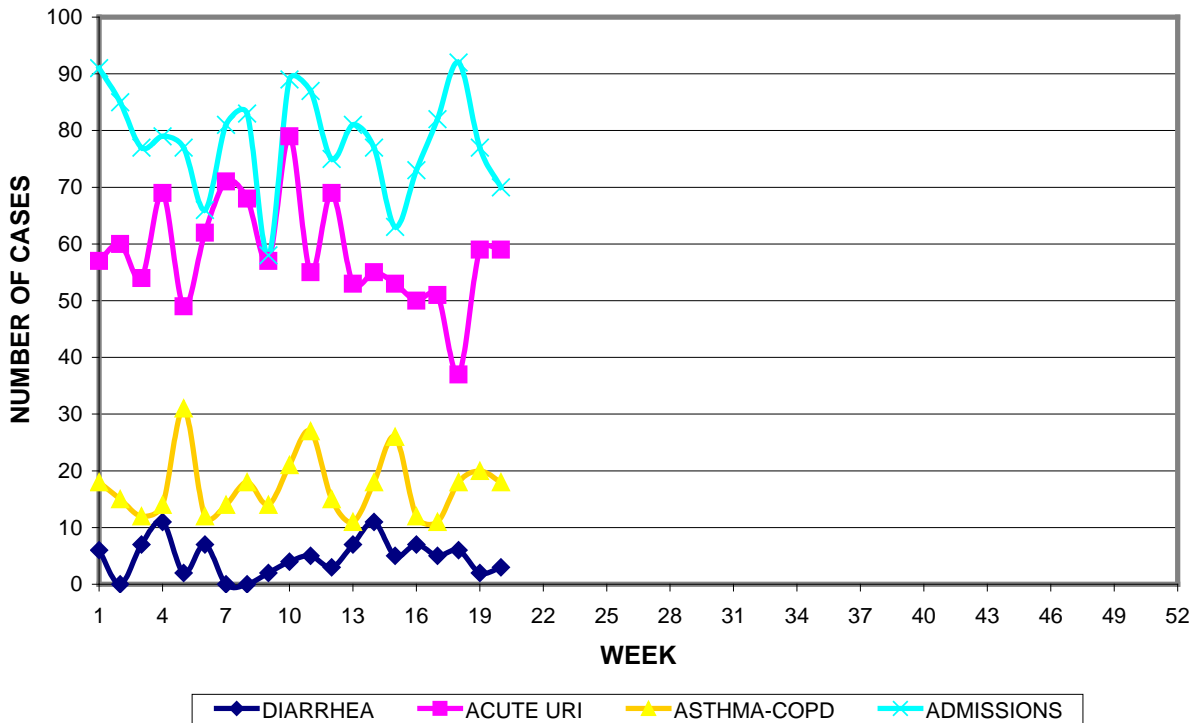
REPORT FOR WEEK ENDING: 5/19/2012 (Reporting week 2012-20)

GUAM REPORTS

**GUAM ACUTE RESPIRATORY INFECTION SURVEILLANCE 2012;  
 GMHA-EMERGENCY DEPARTMENT PATIENTS BY WEEK SEEN**



GUAM SYNDROMIC DISEASE SURVEILLANCE  
**GMHA-ED PATIENT DIAGNOSES BY WEEK, 2012**



# GUAM SENTINEL PHYSICIAN INFLUENZA SURVEILLANCE

REPORTS OF INFLUENZA OR INFLUENZA-LIKE ILLNESSES

RECEIVED FOR THE WEEK ENDING 5/19/2012

Sporadic – Two cases reported by sentinel physician

(ACTIVITY LEVELS: No activity, Sporadic, Local, Regional, Widespread)

Foreign Quarantine & Enteric Diseases Section

Bureau of Communicable Disease Control

Guam Department of Public Health & Social Services

## H1N1 INFLUENZA SURVEILLANCE, WEEK 20, 2012

NO CASES OF H1N1 REPORTED FOR WEEK 20

Cumulative 2012: 0 civilian & 0 military cases

INFECTION CONTROL DEPARTMENT

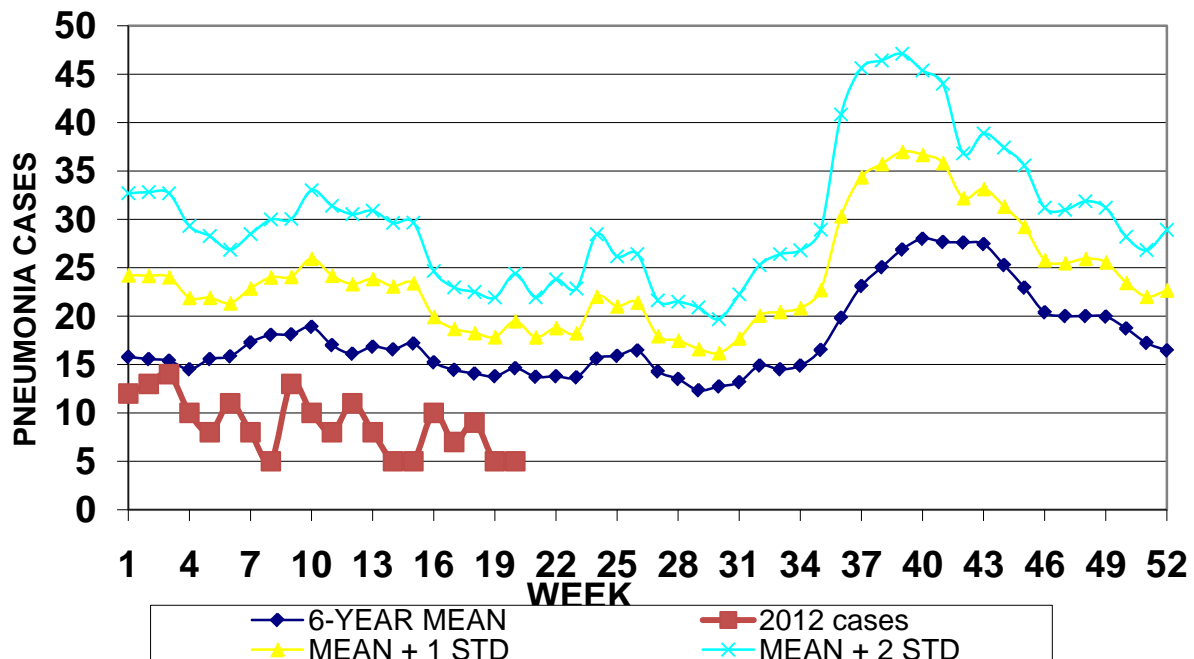
GUAM MEMORIAL HOSPITAL AUTHORITY

## HOSPITALIZATIONS FOR INFLUENZA A or B BY AGE

AND MORBIDITY REPORTING WEEK, 2012

	WEEK										
AGE	11	12	13	14	15	16	17	18	19	20	TOTAL
0-4				2				1			3
5-18											
19-24											
25-49											1
50-64											
65+							1	1			2
TOTAL	0	0	0	2	0	0	1	2	0	0	6

MEDICAL RECORDS AND INFECTION CONTROL DEPARTMENTS  
GUAM MEMORIAL HOSPITAL AUTHORITY  
HOSPITAL INPATIENT DISCHARGES WITH A DIAGNOSIS OF PNEUMONIA  
BY WEEK DISCHARGED, 2012



INFECTION CONTROL DEPARTMENT  
 GUAM MEMORIAL HOSPITAL AUTHORITY  
**GMHA-EMERGENCY DEPARTMENT CLINICAL DIAGNOSES OF INFLUENZA OR  
 FLU-SYNDROME BY WEEK AND PATIENT'S VILLAGE OF RESIDENCE, 2012**  
 (Villages listed geographically from northern-most to southern-most)

VILLAGE	WEEK										TOTAL	2012 RATE
	11	12	13	14	15	16	17	18	19	20		
Yigo	0	0	0	0	2	0	1	1	0	0	8	34.74
Dededo	1	1	1	0	0	1	1	1	1	1	18	35.41
Tamuning	0	1	1	0	0	0	0	0	1	0	11	51.64
Barrigada	0	0	0	0	0	0	0	0	0	0	0	0.00
Mangilao	0	1	0	1	0	0	0	0	0	0	5	31.76
M-T-M	2	1	0	1	1	0	0	0	1	0	8	115.72
Hagatna	0	1	0	0	0	0	0	0	0	0	1	76.86
Agaña Hts	0	0	0	0	0	0	0	0	0	1	1	21.46
Sinajana	0	0	0	0	0	0	0	0	0	0	0	0.00
Chalan Pago- Ordot	0	0	0	0	0	0	1	0	0	0	6	85.65
Asan-Maina	0	0	0	0	0	0	0	0	0	0	2	80.91
Piti	0	0	0	0	0	0	0	0	0	0	0	0.00
Santa Rita	0	0	0	0	0	0	1	0	0	0	3	33.82
Agat	0	0	0	0	0	0	0	0	0	0	1	14.95
Yona	0	0	0	0	0	0	0	0	0	0	1	13.04
Talofofu	0	0	0	0	0	0	0	0	0	1	2	52.60
Inarajan	0	1	0	0	1	0	0	1	0	0	5	138.54
Merizo	0	0	0	0	0	0	0	0	1	0	1	39.09
Umatac	0	0	0	0	0	0	0	0	0	0	2	190.66
Unknown	0	0	0	0	0	0	0	0	1	0	0	0.00
<b>TOTAL</b>	<b>3</b>	<b>6</b>	<b>2</b>	<b>2</b>	<b>4</b>	<b>1</b>	<b>4</b>	<b>3</b>	<b>5</b>	<b>3</b>	<b>76</b>	<b>41.51</b>

NOTE: Rate = cases per 100,000 population for the specified period.

**GUAM ANIMAL DISEASE (ZONOSSES) REPORTS**  
 REPORTS RECEIVED FOR THE WEEK ENDING 5/19/2012

**Babesiosis – 1 canine case**

Bureau of Communicable Disease Control  
**Guam Department of Public Health & Social Services**  
**ISLAND-WIDE COMMUNICABLE DISEASE REPORT**  
 REPORTS RECEIVED FOR THE WEEK ENDING 5/19/2012

<i>Chlamydia trachomatis</i>	14
Conjunctivitis	7
HIV	2
MRSA	8
Mumps	1
Scabies	4
Streptococcal sore throat	5
Tuberculosis	5
VRE	1

PREVENTIVE MEDICINE DEPARTMENT  
 U.S. NAVAL HOSPITAL GUAM  
**PNEUMONIA CASES SEEN IN GUAM MILITARY TREATMENT  
 FACILITIES BY WEEK REPORTED, 2012**

