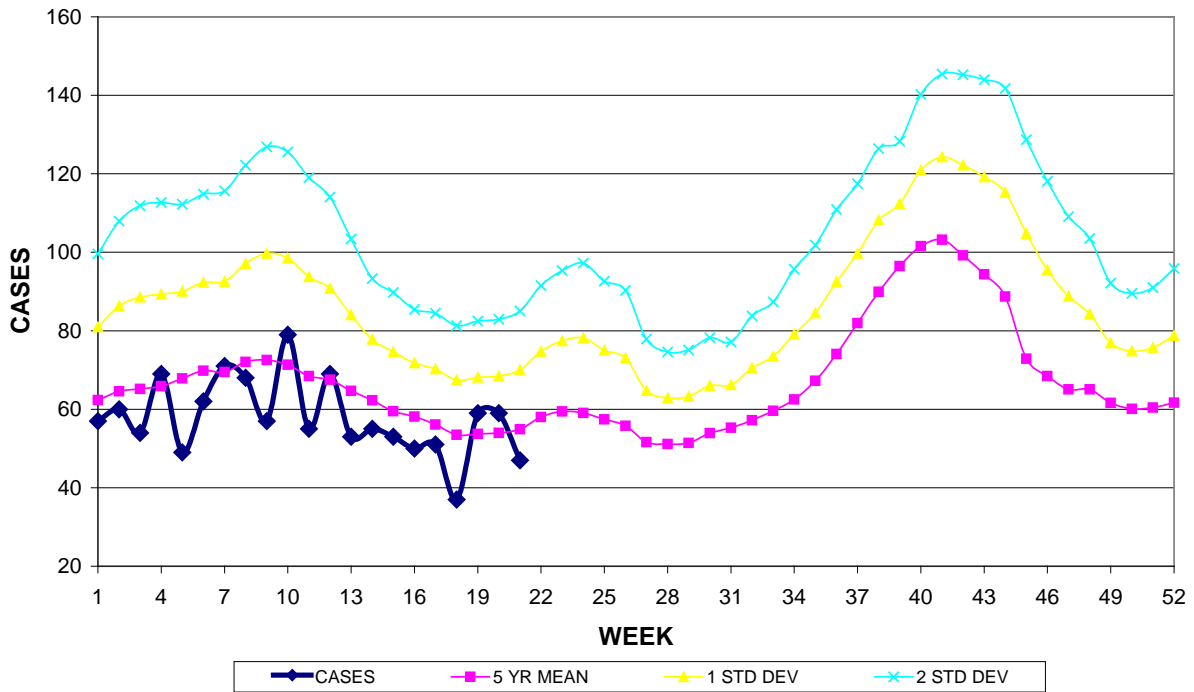


GUAM EPIDEMIOLOGY NEWSLETTER

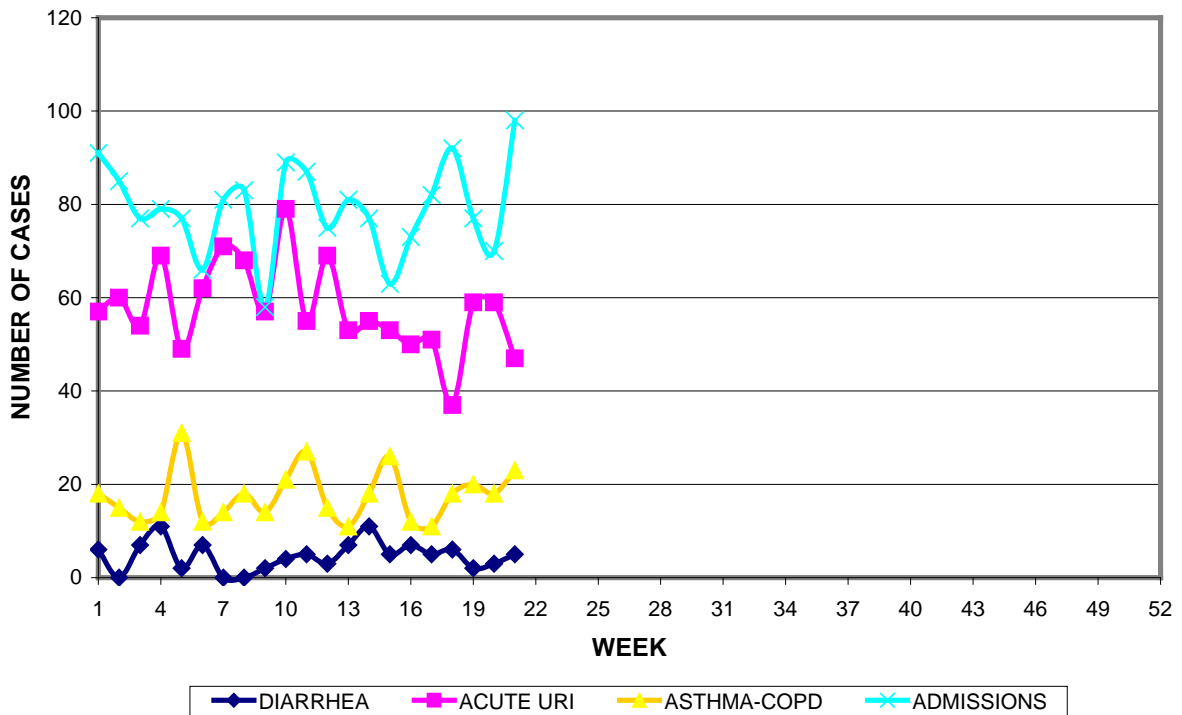
REPORT FOR WEEK ENDING: 5/26/2012 (Reporting week 2012-21)

GUAM REPORTS

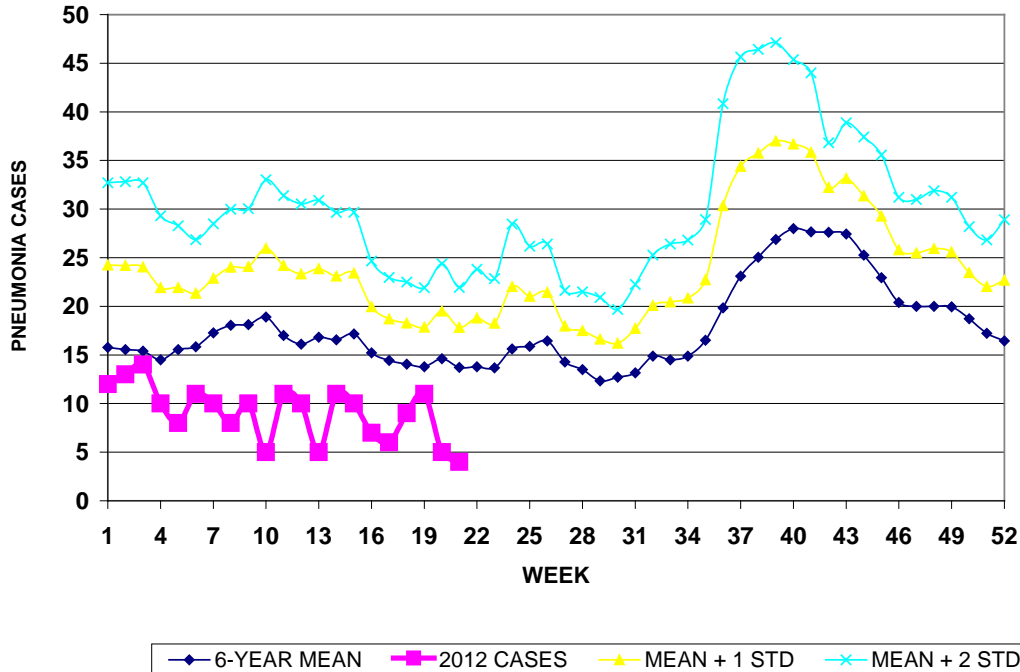
**GUAM ACUTE RESPIRATORY INFECTION SURVEILLANCE 2012;  
 GMHA-EMERGENCY DEPARTMENT PATIENTS BY WEEK SEEN**



GUAM SYNDROMIC DISEASE SURVEILLANCE  
**GMHA-ED PATIENT DIAGNOSES BY WEEK, 2012**



MEDICAL RECORDS AND INFECTION CONTROL DEPARTMENTS  
 GUAM MEMORIAL HOSPITAL AUTHORITY  
**HOSPITAL INPATIENT DISCHARGES WITH A DIAGNOSIS OF  
 PNEUMONIA BY WEEK DISCHARGED, 2012**



**GUAM SENTINEL PHYSICIAN INFLUENZA SURVEILLANCE**  
 REPORTS OF INFLUENZA OR INFLUENZA-LIKE ILLNESSES  
 RECEIVED FOR THE WEEK ENDING 5/26/2012

Sporadic – Two cases reported by sentinel physician  
 (ACTIVITY LEVELS: No activity, Sporadic, Local, Regional, Widespread)

Foreign Quarantine & Enteric Diseases Section  
 Bureau of Communicable Disease Control

**Guam Department of Public Health & Social Services**

**H1N1 INFLUENZA SURVEILLANCE, WEEK 21, 2012**

**NO CASES OF H1N1 REPORTED FOR WEEK 21**

**Cumulative 2012: 0 civilian & 0 military cases**

INFECTION CONTROL DEPARTMENT  
 GUAM MEMORIAL HOSPITAL AUTHORITY

**HOSPITALIZATIONS FOR INFLUENZA A or B BY AGE  
 AND MORBIDITY REPORTING WEEK, 2012**

	WEEK										
AGE	12	13	14	15	16	17	18	19	20	21	TOTAL
0-4			2				1				3
5-18										1	1
19-24											
25-49											1
50-64											
65+						1	1				2
TOTAL	0	0	2	0	0	1	2	0	0	1	7

INFECTION CONTROL DEPARTMENT  
 GUAM MEMORIAL HOSPITAL AUTHORITY  
**GMHA-EMERGENCY DEPARTMENT CLINICAL DIAGNOSES OF INFLUENZA OR  
 FLU-SYNDROME BY WEEK AND PATIENT'S VILLAGE OF RESIDENCE, 2012**  
 (Villages listed geographically from northern-most to southern-most)

VILLAGE	WEEK										TOTAL	2012 RATE
	12	13	14	15	16	17	18	19	20	21		
Yigo	0	0	0	2	0	1	1	0	0	2	10	43.22
Dededo	1	1	0	0	1	1	1	1	1	4	22	43.28
Tamuning	1	1	0	0	0	0	0	1	0	0	11	51.64
Barrigada	0	0	0	0	0	0	0	0	0	1	1	9.77
Mangilao	1	0	1	0	0	0	0	0	0	0	5	31.76
M-T-M	1	0	1	1	0	0	0	1	0	0	8	115.72
Hagatna	1	0	0	0	0	0	0	0	0	0	1	76.86
Agaña Hts	0	0	0	0	0	0	0	0	1	0	1	21.46
Sinajana	0	0	0	0	0	0	0	0	0	0	0	0.00
Chalan Pago- Ordot	0	0	0	0	0	1	0	0	0	0	6	85.65
Asan-Maina	0	0	0	0	0	0	0	0	0	0	2	80.91
Piti	0	0	0	0	0	0	0	0	0	0	0	0.00
Santa Rita	0	0	0	0	0	1	0	0	0	0	3	33.82
Agat	0	0	0	0	0	0	0	0	0	1	2	29.90
Yona	0	0	0	0	0	0	0	0	0	1	2	26.08
Talofof	0	0	0	0	0	0	0	0	1	0	2	52.60
Inarajan	1	0	0	1	0	0	1	0	0	0	5	138.54
Merizo	0	0	0	0	0	0	0	1	0	0	1	39.09
Umatac	0	0	0	0	0	0	0	0	0	0	2	190.66
Unknown	0	0	0	0	0	0	0	1	0	0	1	
<b>TOTAL</b>	<b>6</b>	<b>2</b>	<b>2</b>	<b>4</b>	<b>1</b>	<b>4</b>	<b>3</b>	<b>5</b>	<b>3</b>	<b>9</b>	<b>85</b>	<b>46.43</b>

NOTE: Rate = cases per 100,000 population for the specified period.

**GUAM ANIMAL DISEASE (ZONOSSES) REPORTS**  
 REPORTS RECEIVED FOR THE WEEK ENDING 5/26/2012

No reports received

Bureau of Communicable Disease Control  
**Guam Department of Public Health & Social Services**  
**ISLAND-WIDE COMMUNICABLE DISEASE REPORT**  
 REPORTS RECEIVED FOR THE WEEK ENDING 5/26/2012

AIDS	2
Chickenpox	4
<i>Chlamydia trachomatis</i>	13
Conjunctivitis	8
<i>E. coli</i> MDR	2
Gonorrhea	4
Hepatitis A	1
Hepatitis B	2
Hepatitis C	2
HIV	1
Influenza B	4
Kawasaki syndrome	1
<i>Klebsiella pneumoniae</i> MDR	2
Meningitis, Aseptic	1
MRSA	18
Mumps	1
Rotavirus	3
Scombroid fish poisoning	1
Streptococcal sore throat	1
Streptococcal disease, other	3
<i>Streptococcus pneumoniae</i> – PRSP	1

PREVENTIVE MEDICINE DEPARTMENT  
 U.S. NAVAL HOSPITAL GUAM

**PNEUMONIA CASES SEEN IN GUAM MILITARY TREATMENT  
 FACILITIES BY WEEK REPORTED, 2012**

