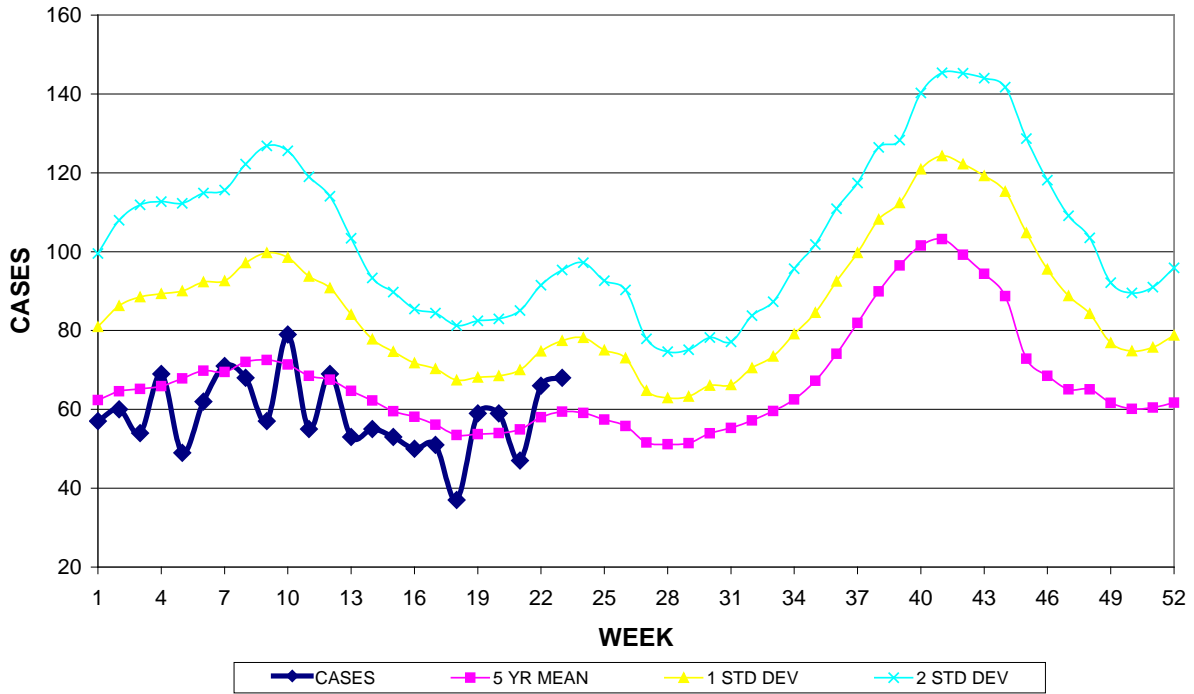


GUAM EPIDEMIOLOGY NEWSLETTER

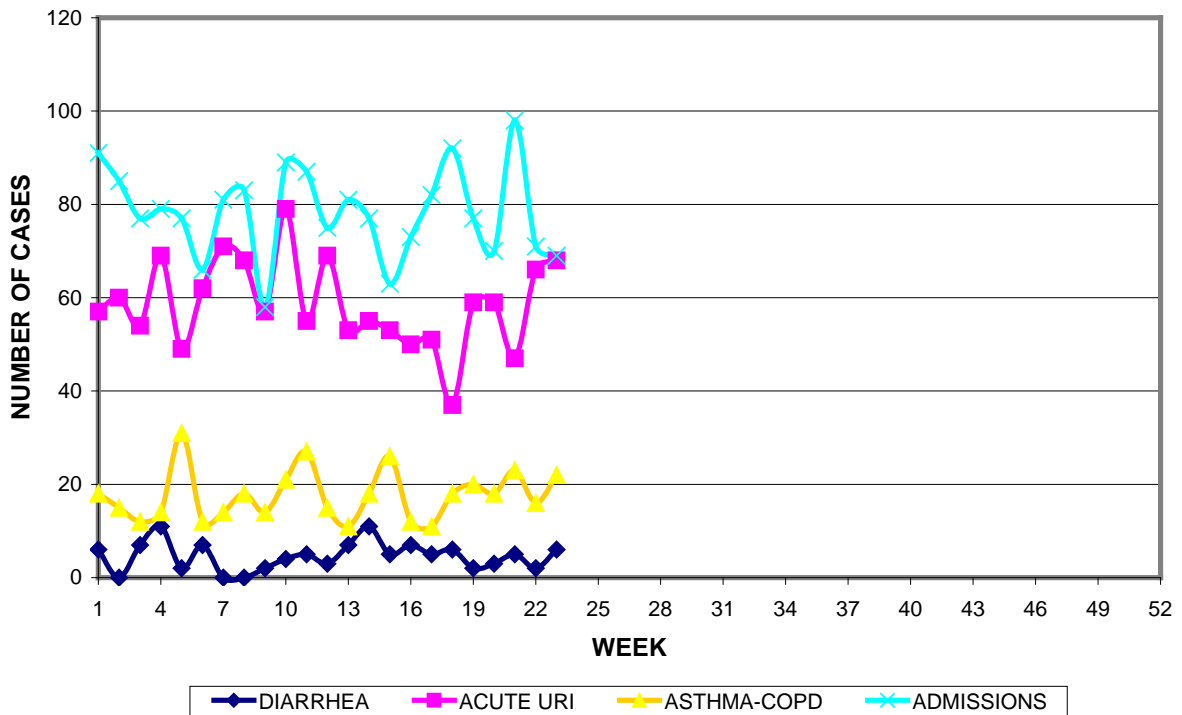
REPORT FOR WEEK ENDING: 6/9/2012 (Reporting week 2012-23)

GUAM REPORTS

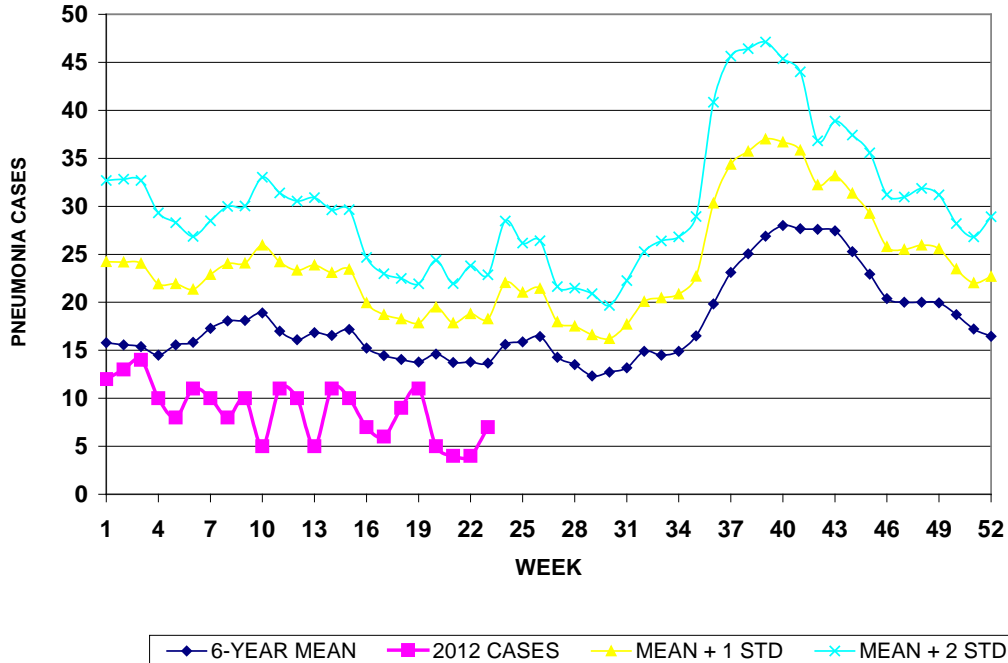
**GUAM ACUTE RESPIRATORY INFECTION SURVEILLANCE 2012;
 GMHA-EMERGENCY DEPARTMENT PATIENTS BY WEEK SEEN**



GUAM SYNDROMIC DISEASE SURVEILLANCE
GMHA-ED PATIENT DIAGNOSES BY WEEK, 2012



MEDICAL RECORDS AND INFECTION CONTROL DEPARTMENTS
 GUAM MEMORIAL HOSPITAL AUTHORITY
**HOSPITAL INPATIENT DISCHARGES WITH A DIAGNOSIS OF
 PNEUMONIA BY WEEK DISCHARGED, 2012**



GUAM SENTINEL PHYSICIAN INFLUENZA SURVEILLANCE
 REPORTS OF INFLUENZA OR INFLUENZA-LIKE ILLNESSES
 RECEIVED FOR THE WEEK ENDING 6/9/2012

No activity – No cases reported by sentinel physician
 (ACTIVITY LEVELS: No activity, Sporadic, Local, Regional, Widespread)

Foreign Quarantine & Enteric Diseases Section
 Bureau of Communicable Disease Control
 Guam Department of Public Health & Social Services
H1N1 INFLUENZA SURVEILLANCE, WEEK 23, 2012
NO CASES OF H1N1 REPORTED FOR WEEK 23
Cumulative 2012: 0 civilian & 0 military cases

INFECTION CONTROL DEPARTMENT
 GUAM MEMORIAL HOSPITAL AUTHORITY
**HOSPITALIZATIONS FOR INFLUENZA A or B BY AGE
 AND MORBIDITY REPORTING WEEK, 2012**

	WEEK										
AGE	14	15	16	17	18	19	20	21	22	23	TOTAL
0-4	2				1						3
5-18								1			1
19-24											
25-49											1
50-64											
65+				1	1						2
TOTAL	2	0	0	1	2	0	0	1	0	0	7

INFECTION CONTROL DEPARTMENT
 GUAM MEMORIAL HOSPITAL AUTHORITY
**GMHA-EMERGENCY DEPARTMENT CLINICAL DIAGNOSES OF INFLUENZA OR
 FLU-SYNDROME BY WEEK AND PATIENT'S VILLAGE OF RESIDENCE, 2012**
 (Villages listed geographically from northern-most to southern-most)

VILLAGE	WEEK										TOTAL	2012 RATE
	14	15	16	17	18	19	20	21	22	23		
Yigo	0	2	0	1	1	0	0	2	2	1	13	56.45
Dededo	0	0	1	1	1	1	1	4	0	6	28	55.09
Tamuning	0	0	0	0	0	1	0	0	0	0	11	51.64
Barrigada	0	0	0	0	0	0	0	1	0	1	2	19.55
Mangilao	1	0	0	0	0	0	0	0	0	2	7	44.46
M-T-M	1	1	0	0	0	1	0	0	0	0	8	115.72
Hagatna	0	0	0	0	0	0	0	0	0	0	1	76.86
Agaña Hts	0	0	0	0	0	0	1	0	0	0	1	21.46
Sinajana	0	0	0	0	0	0	0	0	0	0	0	0.00
Chalan Pago-Ordot	0	0	0	1	0	0	0	0	1	2	9	128.48
Asan-Maina	0	0	0	0	0	0	0	0	0	0	2	80.91
Piti	0	0	0	0	0	0	0	0	0	0	0	0.00
Santa Rita	0	0	0	1	0	0	0	0	0	0	3	33.82
Agat	0	0	0	0	0	0	0	1	0	0	2	29.90
Yona	0	0	0	0	0	0	0	1	1	1	4	52.16
Talofof	0	0	0	0	0	0	1	0	0	0	2	52.60
Inarajan	0	1	0	0	1	0	0	0	0	0	5	138.54
Merizo	0	0	0	0	0	1	0	0	0	0	1	39.09
Umatac	0	0	0	0	0	0	0	0	1	0	3	285.99
Unknown	0	0	0	0	0	1	0	0	0	0	1	
TOTAL	2	4	1	4	3	5	3	9	5	13	103	56.26

NOTE: Rate = cases per 100,000 population for the specified period.

GUAM ANIMAL DISEASE (ZONOSSES) REPORTS
 REPORTS RECEIVED FOR THE WEEK ENDING 6/9/2012

No reports received

Bureau of Communicable Disease Control
Guam Department of Public Health & Social Services
ISLAND-WIDE COMMUNICABLE DISEASE REPORT
 REPORTS RECEIVED FOR THE WEEK ENDING 6/9/2012

Chickenpox	2
<i>Chlamydia trachomatis</i>	6
Conjunctivitis	1
Hepatitis B	3
Influenza B	4
MRSA	4
Mumps, probable	1
Streptococcal sore throat	9
Streptococcal disease, other	1
Tuberculosis	1

PREVENTIVE MEDICINE DEPARTMENT
 U.S. NAVAL HOSPITAL GUAM
**PNEUMONIA CASES SEEN IN GUAM MILITARY TREATMENT
 FACILITIES BY WEEK REPORTED, 2012**

