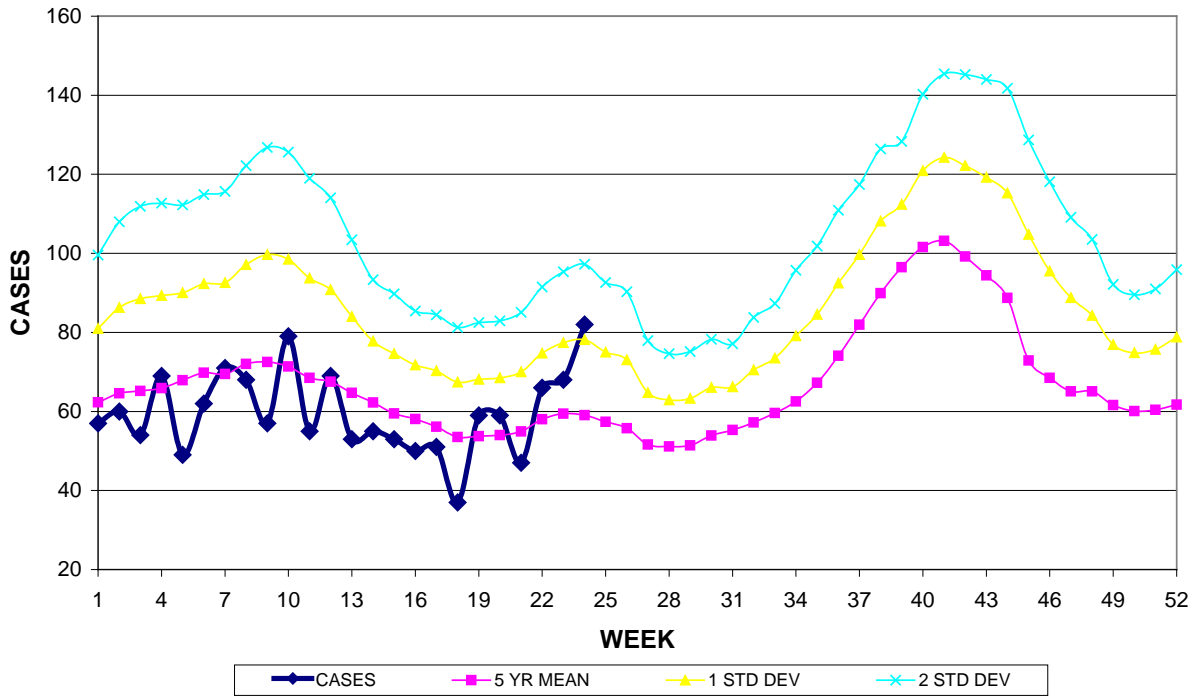


GUAM EPIDEMIOLOGY NEWSLETTER

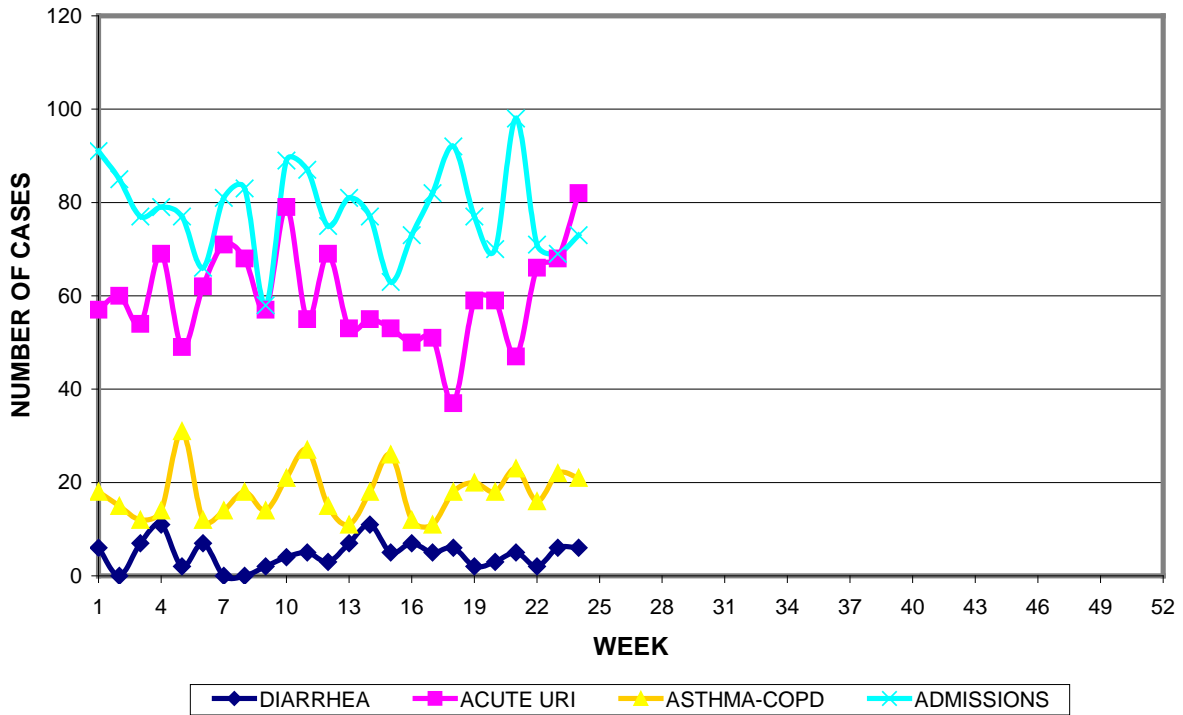
REPORT FOR WEEK ENDING: 6/16/2012 (Reporting week 2012-24)

GUAM REPORTS

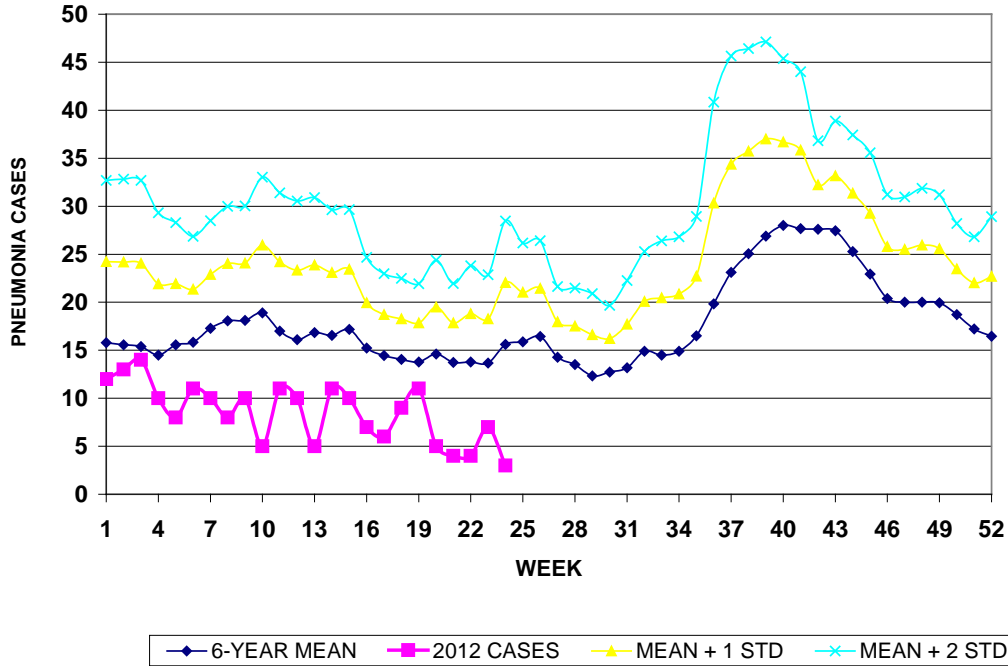
**GUAM ACUTE RESPIRATORY INFECTION SURVEILLANCE 2012;  
 GMHA-EMERGENCY DEPARTMENT PATIENTS BY WEEK SEEN**



GUAM SYNDROMIC DISEASE SURVEILLANCE  
**GMHA-ED PATIENT DIAGNOSES BY WEEK, 2012**



MEDICAL RECORDS AND INFECTION CONTROL DEPARTMENTS  
 GUAM MEMORIAL HOSPITAL AUTHORITY  
**HOSPITAL INPATIENT DISCHARGES WITH A DIAGNOSIS OF  
 PNEUMONIA BY WEEK DISCHARGED, 2012**



**GUAM SENTINEL PHYSICIAN INFLUENZA SURVEILLANCE**  
 REPORTS OF INFLUENZA OR INFLUENZA-LIKE ILLNESSES  
 RECEIVED FOR THE WEEK ENDING 6/16/2012

No activity – No cases reported by sentinel physician  
 (ACTIVITY LEVELS: No activity, Sporadic, Local, Regional, Widespread)

Foreign Quarantine & Enteric Diseases Section  
 Bureau of Communicable Disease Control  
 Guam Department of Public Health & Social Services  
**H1N1 INFLUENZA SURVEILLANCE, WEEK 24, 2012**  
**NO CASES OF H1N1 REPORTED FOR WEEK 24**  
**Cumulative 2012: 0 civilian & 0 military cases**

INFECTION CONTROL DEPARTMENT  
 GUAM MEMORIAL HOSPITAL AUTHORITY  
**HOSPITALIZATIONS FOR INFLUENZA A or B BY AGE  
 AND MORBIDITY REPORTING WEEK, 2012**

	WEEK										
AGE	15	16	17	18	19	20	21	22	23	24	TOTAL
0-4				1							3
5-18							1				1
19-24											
25-49											1
50-64											
65+			1	1							2
TOTAL	0	0	1	2	0	0	1	0	0	0	7

INFECTION CONTROL DEPARTMENT  
 GUAM MEMORIAL HOSPITAL AUTHORITY  
**GMHA-EMERGENCY DEPARTMENT CLINICAL DIAGNOSES OF INFLUENZA OR  
 FLU-SYNDROME BY WEEK AND PATIENT'S VILLAGE OF RESIDENCE, 2012**  
 (Villages listed geographically from northern-most to southern-most)

VILLAGE	WEEK										TOTAL	2012 RATE
	15	16	17	18	19	20	21	22	23	24		
Yigo	2	0	1	1	0	0	2	2	1	0	13	56.45
Dededo	0	1	1	1	1	1	4	0	6	2	30	59.02
Tamuning	0	0	0	0	1	0	0	0	0	2	13	61.03
Barrigada	0	0	0	0	0	0	1	0	1	2	4	39.09
Mangilao	0	0	0	0	0	0	0	0	2	1	8	50.81
M-T-M	1	0	0	0	1	0	0	0	0	1	9	130.19
Hagatna	0	0	0	0	0	0	0	0	0	0	1	76.86
Agaña Hts	0	0	0	0	0	1	0	0	0	1	2	42.92
Sinajana	0	0	0	0	0	0	0	0	0	0	0	0.00
Chalan Pago- Ordot	0	0	1	0	0	0	0	1	2	0	9	128.48
Asan-Maina	0	0	0	0	0	0	0	0	0	0	2	80.91
Piti	0	0	0	0	0	0	0	0	0	0	0	0.00
Santa Rita	0	0	1	0	0	0	0	0	0	0	3	33.82
Agat	0	0	0	0	0	0	1	0	0	1	3	44.85
Yona	0	0	0	0	0	0	1	1	1	1	4	65.21
Talofofo	0	0	0	0	0	1	0	0	0	0	2	52.60
Inarajan	1	0	0	1	0	0	0	0	0	0	5	138.54
Merizo	0	0	0	0	1	0	0	0	0	0	1	39.09
Umatac	0	0	0	0	0	0	0	1	0	0	3	285.99
Unknown	0	0	0	0	1	0	0	0	0	0	1	
<b>TOTAL</b>	<b>4</b>	<b>1</b>	<b>4</b>	<b>3</b>	<b>5</b>	<b>3</b>	<b>9</b>	<b>5</b>	<b>13</b>	<b>10</b>	<b>114</b>	<b>62.27</b>

NOTE: Rate = cases per 100,000 population for the specified period.

**GUAM ANIMAL DISEASE (ZONOSSES) REPORTS**  
 REPORTS RECEIVED FOR THE WEEK ENDING 6/16/2012

No reports received

Bureau of Communicable Disease Control  
**Guam Department of Public Health & Social Services**  
**ISLAND-WIDE COMMUNICABLE DISEASE REPORT**  
 REPORTS RECEIVED FOR THE WEEK ENDING 6/16/2012

Chickenpox	1
<i>Chlamydia trachomatis</i>	23
Conjunctivitis	3
Gonorrhea	1
Hepatitis A	1
Influenza A	1
Influenza B	2
Streptococcal sore throat	2
Tuberculosis	2

PREVENTIVE MEDICINE DEPARTMENT  
 U.S. NAVAL HOSPITAL GUAM  
**PNEUMONIA CASES SEEN IN GUAM MILITARY TREATMENT  
 FACILITIES BY WEEK REPORTED, 2012**

