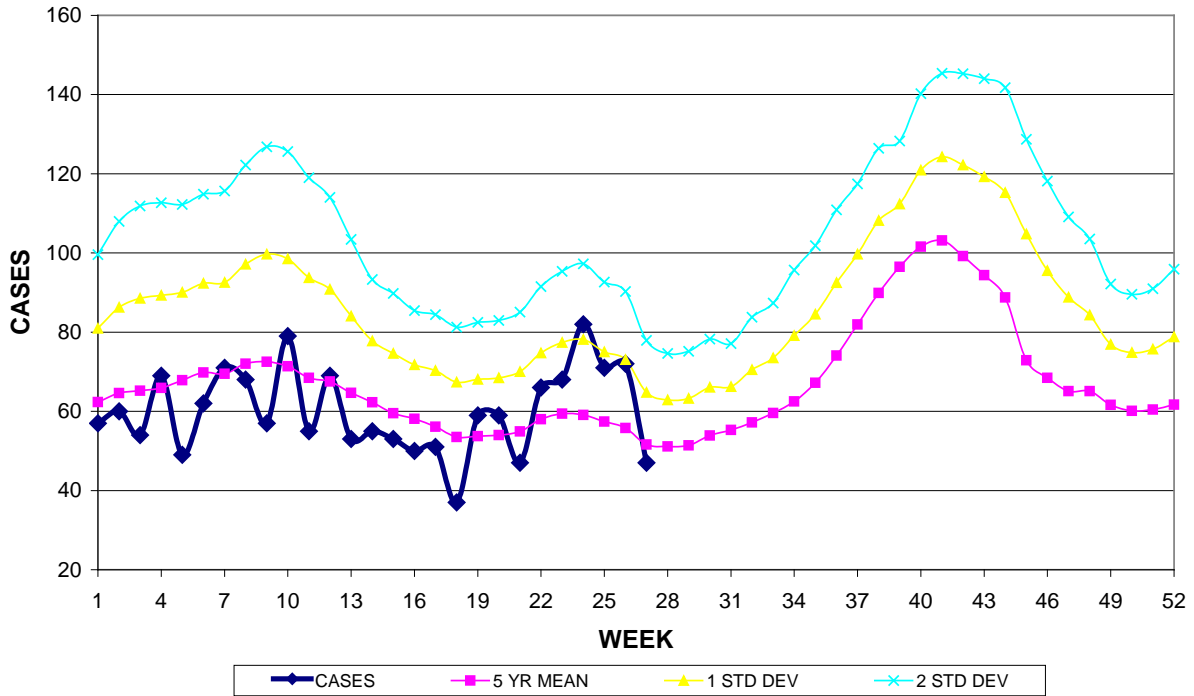


GUAM EPIDEMIOLOGY NEWSLETTER

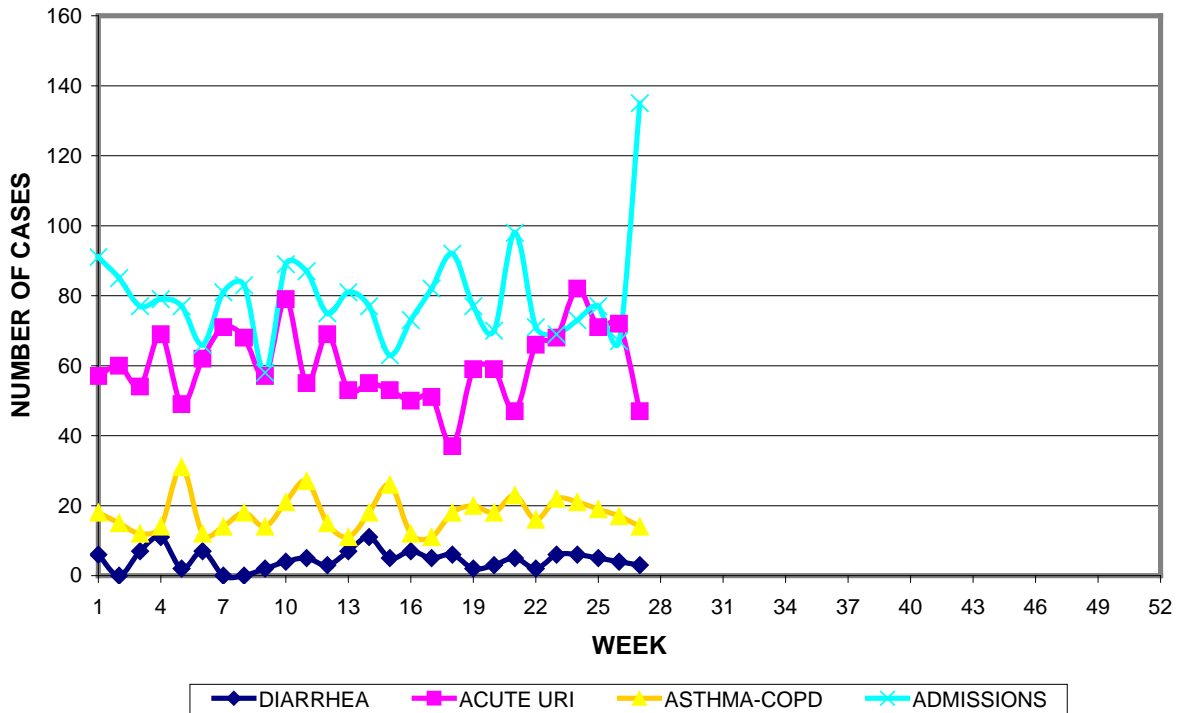
REPORT FOR WEEK ENDING: 7/7/2012 (Reporting week 2012-27)

GUAM REPORTS

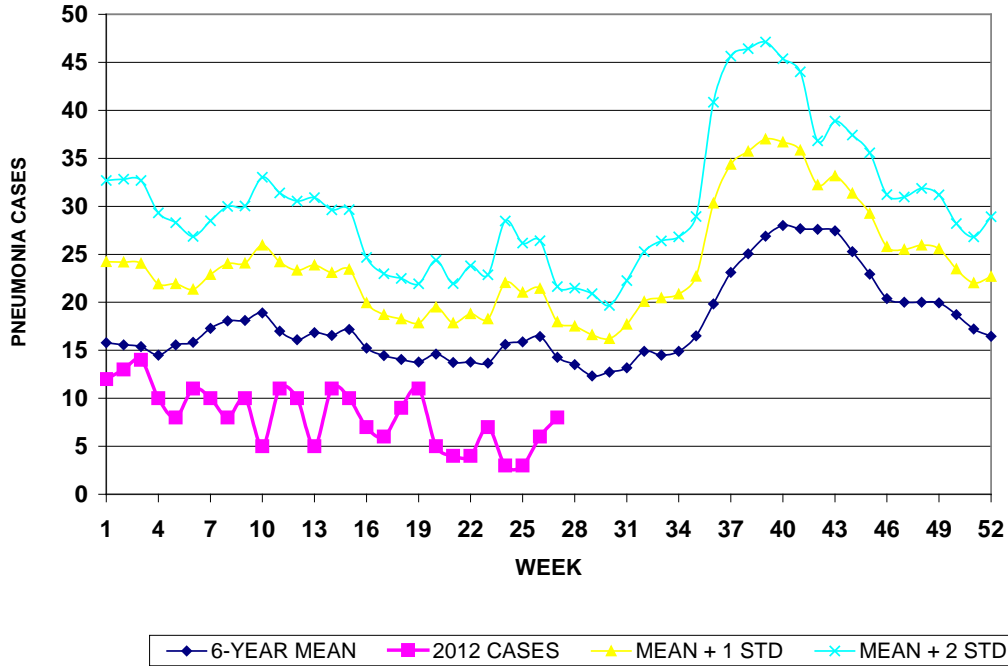
**GUAM ACUTE RESPIRATORY INFECTION SURVEILLANCE 2012;
 GMHA-EMERGENCY DEPARTMENT PATIENTS BY WEEK SEEN**



GUAM SYNDROMIC DISEASE SURVEILLANCE
GMHA-ED PATIENT DIAGNOSES BY WEEK, 2012



MEDICAL RECORDS AND INFECTION CONTROL DEPARTMENTS
 GUAM MEMORIAL HOSPITAL AUTHORITY
**HOSPITAL INPATIENT DISCHARGES WITH A DIAGNOSIS OF
 PNEUMONIA BY WEEK DISCHARGED, 2012**



GUAM SENTINEL PHYSICIAN INFLUENZA SURVEILLANCE
 REPORTS OF INFLUENZA OR INFLUENZA-LIKE ILLNESSES
 RECEIVED FOR THE WEEK ENDING 7/7/2012

No activity – No cases reported by sentinel physicians
 (ACTIVITY LEVELS: No activity, Sporadic, Local, Regional, Widespread)

Foreign Quarantine & Enteric Diseases Section
 Bureau of Communicable Disease Control
 Guam Department of Public Health & Social Services
H1N1 INFLUENZA SURVEILLANCE, WEEK 27, 2012
 NO CASES OF H1N1 REPORTED FOR WEEK 27
Cumulative 2012: 0 civilian & 0 military cases

INFECTION CONTROL DEPARTMENT
 GUAM MEMORIAL HOSPITAL AUTHORITY
**HOSPITALIZATIONS FOR INFLUENZA A or B BY AGE
 AND MORBIDITY REPORTING WEEK, 2012**

	WEEK										
AGE	18	19	20	21	22	23	24	25	26	27	TOTAL
0-4	1										3
5-18				1							1
19-24											
25-49											1
50-64											
65+	1										2
TOTAL	2	0	0	1	0	0	0	0	0	0	7

INFECTION CONTROL DEPARTMENT
 GUAM MEMORIAL HOSPITAL AUTHORITY
**GMHA-EMERGENCY DEPARTMENT CLINICAL DIAGNOSES OF INFLUENZA OR
 FLU-SYNDROME BY WEEK AND PATIENT'S VILLAGE OF RESIDENCE, 2012**
 (Villages listed geographically from northern-most to southern-most)

VILLAGE	WEEK										TOTAL	2012 RATE
	18	19	20	21	22	23	24	25	26	27		
Yigo	1	0	0	2	2	1	0	0	2	2	17	73.81
Dededo	1	1	1	4	0	6	2	1	1	1	33	64.92
Tamuning	0	1	0	0	0	0	2	1	1	1	16	75.11
Barrigada	0	0	0	1	0	1	2	0	0	3	7	68.41
Mangilao	0	0	0	0	0	2	1	1	0	0	9	57.16
M-T-M	0	1	0	0	0	0	1	2	1	0	12	173.59
Hagatna	0	0	0	0	0	0	0	0	0	1	2	153.73
Agaña Hts	0	0	1	0	0	0	1	0	0	0	2	42.92
Sinajana	0	0	0	0	0	0	0	0	0	1	1	29.64
Chalan Pago-Ordot	0	0	0	0	1	2	0	1	0	2	12	171.31
Asan-Maina	0	0	0	0	0	0	0	0	0	0	2	80.91
Piti	0	0	0	0	0	0	0	0	0	0	0	0.00
Santa Rita	0	0	0	0	0	0	0	0	0	0	3	33.82
Agat	0	0	0	1	0	0	1	1	0	0	4	59.80
Yona	0	0	0	1	1	1	1	1	0	0	6	78.25
Talofofu	0	0	1	0	0	0	0	0	0	0	2	52.60
Inarajan	1	0	0	0	0	0	0	0	0	0	5	138.54
Merizo	0	1	0	0	0	0	0	1	0	0	2	78.19
Umatac	0	0	0	0	1	0	0	0	0	0	3	285.99
Tourist	0	0	0	0	0	0	0	1	0	0	1	
Unknown	0	1	0	0	0	0	0	0	0	0	1	
TOTAL	3	5	3	9	5	13	10	10	5	11	140	76.47

NOTE: Rate = cases per 100,000 population for the specified period.

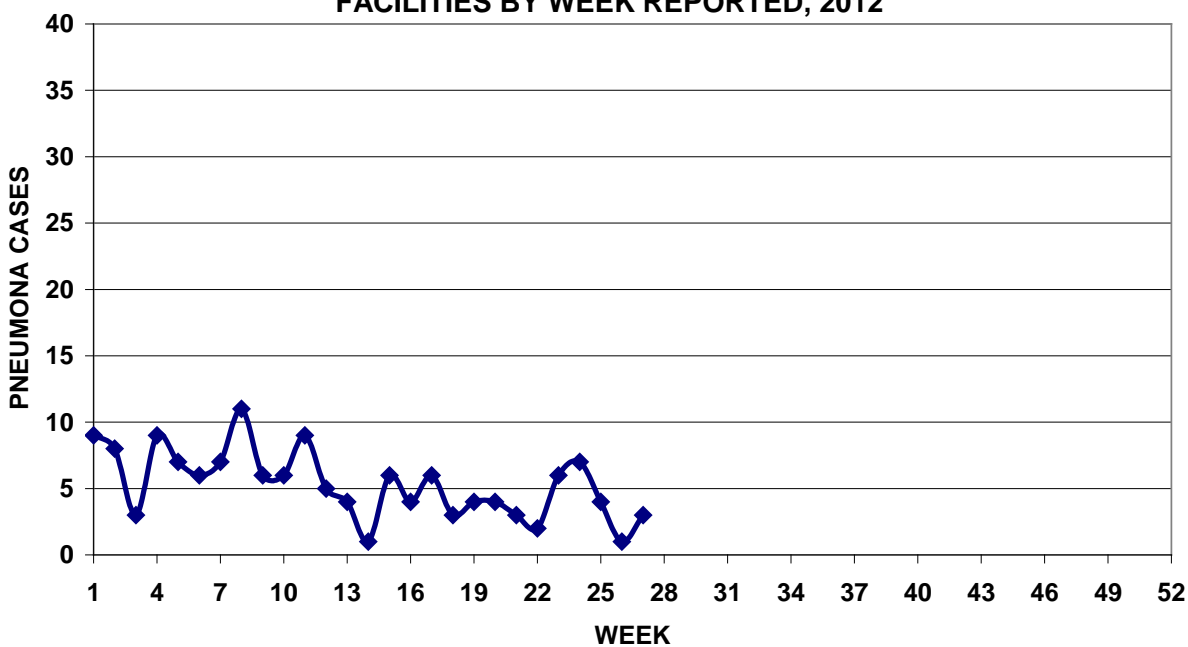
GUAM ANIMAL DISEASE (ZONOSSES) REPORTS
 REPORTS RECEIVED FOR THE WEEK ENDING 7/7/2012

No cases reported

Bureau of Communicable Disease Control
Guam Department of Public Health & Social Services
ISLAND-WIDE COMMUNICABLE DISEASE REPORT
 REPORTS RECEIVED FOR THE WEEK ENDING 7/7/2012

<i>Chlamydia trachomatis</i>	22
Conjunctivitis	8
Gonorrhea	3
Hepatitis C	3
HPV	2
HSV 2	4
Influenza A, H3	1
Influenza A	3
MRSA	6
Parvovirus B19 (Fifth disease)	2
Scabies	1
Streptococcal sore throat	2
VRE	1

PREVENTIVE MEDICINE DEPARTMENT
 U.S. NAVAL HOSPITAL GUAM
**PNEUMONIA CASES SEEN IN GUAM MILITARY TREATMENT
 FACILITIES BY WEEK REPORTED, 2012**



W.H.O. INFLUENZA A (H5N1) SURVEILLANCE

WHO reports the cumulative number of confirmed human cases and deaths due to avian influenza (H5N1) at : <http://www.who.int/csr/disease/avian_influenza/en/index.html>. The table below reflects totals provided at this web site as of 4:30 PM, 7/11/2012, Guam-time.

COUNTRY		2004	2005	2006	2007	2008	2009	2010	2011	2012	TOTAL
Azerbaijan	Cases	0	0	8	0	0	0	0	0	0	8
	Deaths	0	0	5	0	0	0	0	0	0	5
Bangladesh	Cases	0	0	0	0	1	0	0	2	3	6
	Deaths	0	0	0	0	0	0	0	0	0	0
Cambodia	Cases	0	4	2	1	1	1	1	8	3	21
	Deaths	0	4	2	1	0	0	1	8	3	19
China	Cases	0	8	13	5	4	7	2	1	2	43
	Deaths	0	5	8	3	4	4	1	1	1	28
Djibouti	Cases	0	0	1	0	0	0	0	0	0	1
	Deaths	0	0	0	0	0	0	0	0	0	0
Egypt	Cases	0	0	18	25	8	39	29	38	10	168
	Deaths	0	0	10	9	4	4	13	15	5	60
Indonesia	Cases	0	20	55	42	24	21	9	12	7(1)	190(1)
	Deaths	0	13	45	37	20	19	7	10	7(1)	158(1)
Iraq	Cases	0	0	3	0	0	0	0	0	0	3
	Deaths	0	0	2	0	0	0	0	0	0	2
Laos	Cases	0	0	0	2	0	0	0	0	0	2
	Deaths	0	0	0	2	0	0	0	0	0	2
Myanmar	Cases	0	0	0	1	0	0	0	0	0	1
	Deaths	0	0	0	0	0	0	0	0	0	0
Nigeria	Cases	0	0	0	1	0	0	0	0	0	1
	Deaths	0	0	0	1	0	0	0	0	0	1
Pakistan	Cases	0	0	0	3	0	0	0	0	0	3
	Deaths	0	0	0	1	0	0	0	0	0	1
Thailand	Cases	17	5	3	0	0	0	0	0	0	25
	Deaths	12	2	3	0	0	0	0	0	0	17
Turkey	Cases	0	0	12	0	0	0	0	0	0	12
	Deaths	0	0	4	0	0	0	0	0	0	4
Viet Nam	Cases	29	61	0	8	6	5	7	0	4	123
	Deaths	20	19	0	5	5	5	2	0	2	61
TOTAL	Cases	46	98	115	88	44	73	48	61	29(1)	607(1)
	Deaths	32	43	79	59	33	32	24	34	18(10)	358(1)

NOTE: Total number of cases includes number of deaths. WHO reports only laboratory-confirmed cases. Figures that have changed since last week's report are noted in **BOLD**, the number of new cases is enclosed ()

ERRATUM NOTICE: The title of the chart on page 7 of the **ANNUAL SUMMARY OF NOTIFIABLE DISEASES, GUAM – 2011** should read “**ANNUAL SUMMARY OF NOTIFIABLE DISEASE REPORTS BY ETHNICITY, GUAM – 2011**”