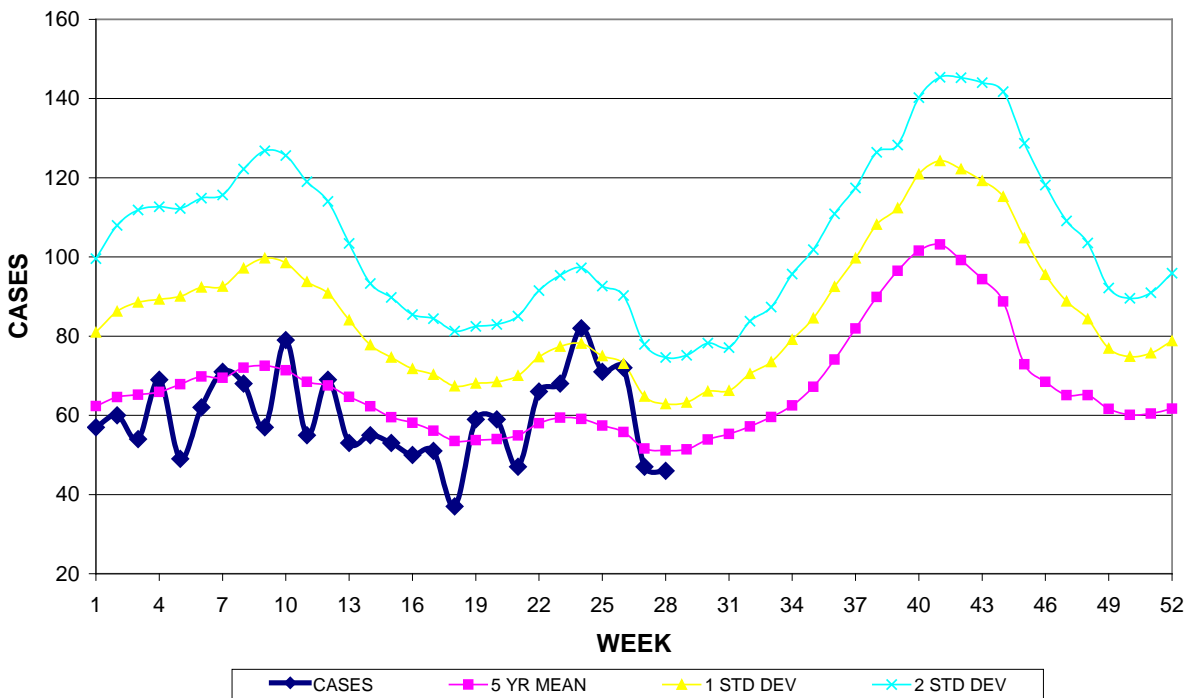


GUAM EPIDEMIOLOGY NEWSLETTER

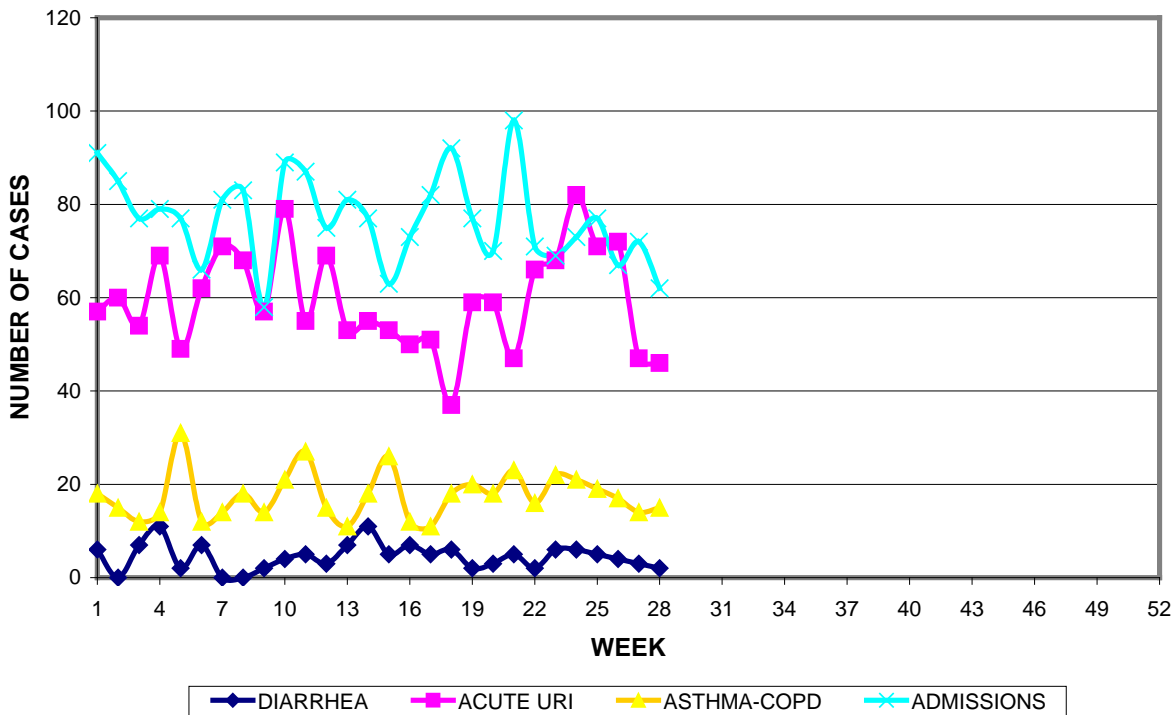
REPORT FOR WEEK ENDING: 7/14/2012 (Reporting week 2012-28)

GUAM REPORTS

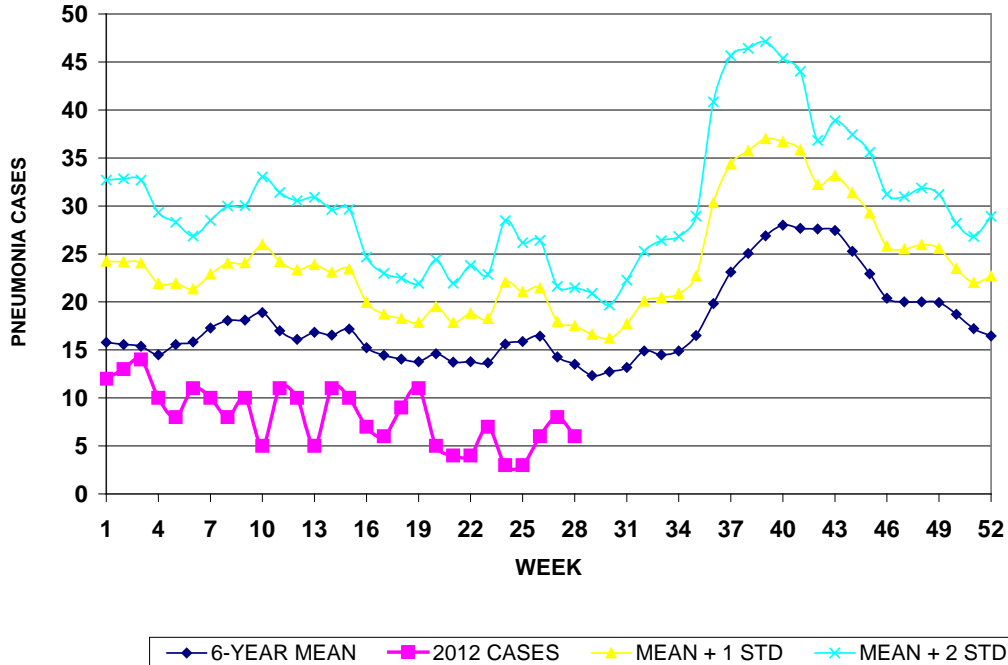
**GUAM ACUTE RESPIRATORY INFECTION SURVEILLANCE 2012;
 GMHA-EMERGENCY DEPARTMENT PATIENTS BY WEEK SEEN**



GUAM SYNDROMIC DISEASE SURVEILLANCE
GMHA-ED PATIENT DIAGNOSES BY WEEK, 2012



MEDICAL RECORDS AND INFECTION CONTROL DEPARTMENTS
 GUAM MEMORIAL HOSPITAL AUTHORITY
**HOSPITAL INPATIENT DISCHARGES WITH A DIAGNOSIS OF
 PNEUMONIA BY WEEK DISCHARGED, 2012**



GUAM SENTINEL PHYSICIAN INFLUENZA SURVEILLANCE
 REPORTS OF INFLUENZA OR INFLUENZA-LIKE ILLNESSES
 RECEIVED FOR THE WEEK ENDING 7/14/2012

No activity – No cases reported by sentinel physicians
 (ACTIVITY LEVELS: No activity, Sporadic, Local, Regional, Widespread)

Foreign Quarantine & Enteric Diseases Section
 Bureau of Communicable Disease Control
 Guam Department of Public Health & Social Services
H1N1 INFLUENZA SURVEILLANCE, WEEK 28, 2012
NO CASES OF H1N1 REPORTED FOR WEEK 28
Cumulative 2012: 0 civilian & 0 military cases

INFECTION CONTROL DEPARTMENT
 GUAM MEMORIAL HOSPITAL AUTHORITY
**HOSPITALIZATIONS FOR INFLUENZA A or B BY AGE
 AND MORBIDITY REPORTING WEEK, 2012**

	WEEK										
AGE	19	20	21	22	23	24	25	26	27	28	TOTAL
0-4											3
5-18			1								1
19-24											1
25-49											1
50-64											2
65+											2
TOTAL	0	0	1	0	0	0	0	0	0	0	7

INFECTION CONTROL DEPARTMENT
 GUAM MEMORIAL HOSPITAL AUTHORITY
**GMHA-EMERGENCY DEPARTMENT CLINICAL DIAGNOSES OF INFLUENZA OR
 FLU-SYNDROME BY WEEK AND PATIENT'S VILLAGE OF RESIDENCE, 2012**
 (Villages listed geographically from northern-most to southern-most)

VILLAGE	WEEK										TOTAL	2012 RATE
	19	20	21	22	23	24	25	26	27	28		
Yigo	0	0	2	2	1	0	0	2	2	1	18	78.16
Dededo	1	1	4	0	6	2	1	1	1	3	36	70.82
Tamuning	1	0	0	0	0	2	1	1	1	1	17	79.80
Barrigada	0	0	1	0	1	2	0	0	3	0	7	68.41
Mangilao	0	0	0	0	2	1	1	0	0	0	9	57.16
M-T-M	1	0	0	0	0	1	2	1	0	0	12	173.59
Hagatna	0	0	0	0	0	0	0	0	1	0	2	153.73
Agaña Hts	0	1	0	0	0	1	0	0	0	0	2	42.92
Sinajana	0	0	0	0	0	0	0	0	1	0	1	29.64
Chalan Pago- Ordot	0	0	0	1	2	0	1	0	2	0	12	171.31
Asan- Maina	0	0	0	0	0	0	0	0	0	0	2	80.91
Piti	0	0	0	0	0	0	0	0	0	0	0	0.00
Santa Rita	0	0	0	0	0	0	0	0	0	0	3	33.82
Agat	0	0	1	0	0	1	1	0	0	0	4	59.80
Yona	0	0	1	1	1	1	1	0	0	1	7	91.29
Talofofo	0	1	0	0	0	0	0	0	0	0	2	52.60
Inarajan	0	0	0	0	0	0	0	0	0	0	5	138.54
Merizo	1	0	0	0	0	0	1	0	0	0	2	78.19
Umatac	0	0	0	1	0	0	0	0	0	0	3	285.99
Tourist	0	0	0	0	0	0	1	0	0	0	1	
Unknown	1	0	0	0	0	0	0	0	0	0	1	
TOTAL	5	3	9	5	13	10	10	5	11	8	140	76.47

NOTE: Rate = cases per 100,000 population for the specified period.

GUAM ANIMAL DISEASE (ZONOSSES) REPORTS
 REPORTS RECEIVED FOR THE WEEK ENDING 7/14/2012

No cases reported

Bureau of Communicable Disease Control
Guam Department of Public Health & Social Services
ISLAND-WIDE COMMUNICABLE DISEASE REPORT
 REPORTS RECEIVED FOR THE WEEK ENDING 7/14/2012

<i>Acinetobacter baumannii</i> MDR	1
Chickenpox	1
<i>Chlamydia trachomatis</i>	26
Conjunctivitis	6
<i>E. coli</i> MDR	1
Gonorrhea	2
Hepatitis C	2
HSV 1	5
HSV 2	3
Influenza A	4
<i>Klebsiella pneumoniae</i> MDR	4
MRSA	19
Salmonellosis	1
Streptococcal sore throat	2
Streptococcal disease, other	5
VRE	1

PREVENTIVE MEDICINE DEPARTMENT
 U.S. NAVAL HOSPITAL GUAM
**PNEUMONIA CASES SEEN IN GUAM MILITARY TREATMENT
 FACILITIES BY WEEK REPORTED, 2012**

