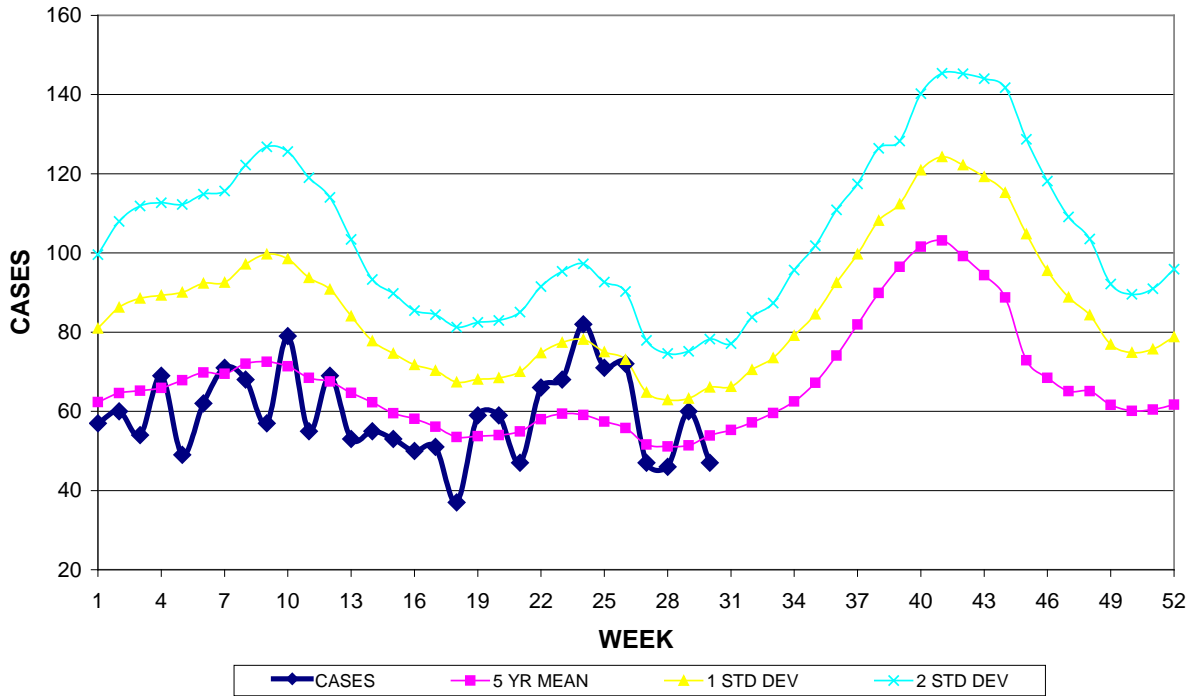


GUAM EPIDEMIOLOGY NEWSLETTER

REPORT FOR WEEK ENDING: 7/28/2012 (Reporting week 2012-30)

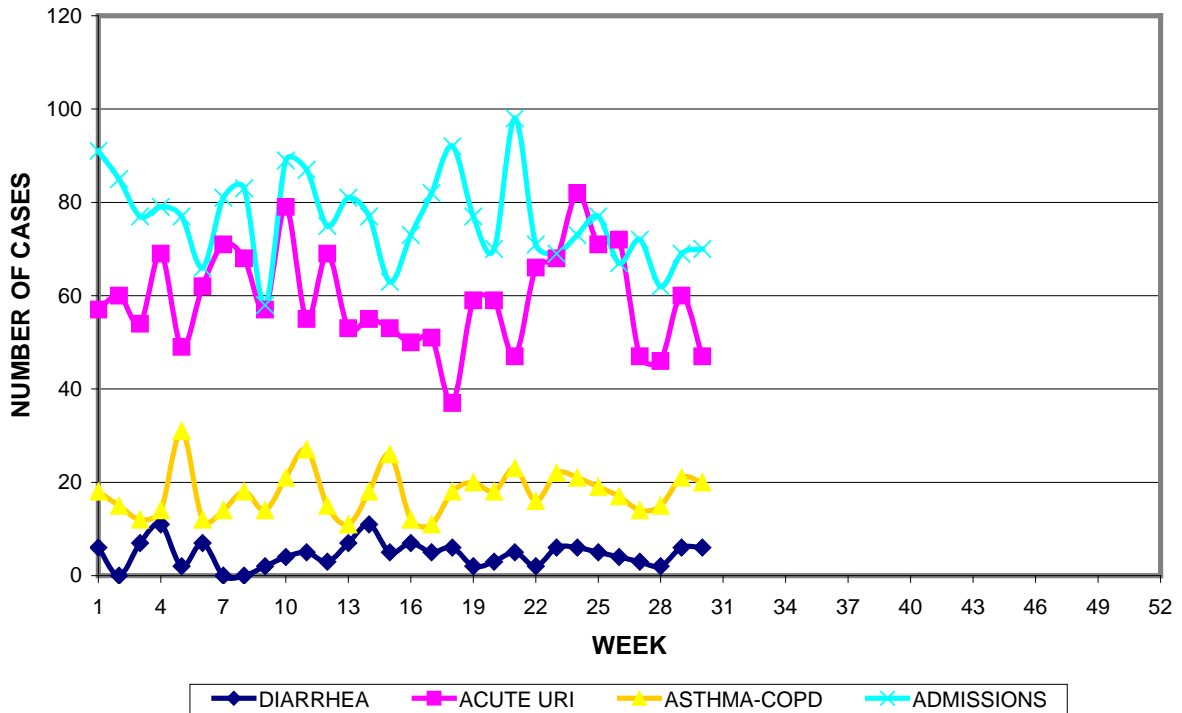
GUAM REPORTS

**GUAM ACUTE RESPIRATORY INFECTION SURVEILLANCE 2012;
 GMHA-EMERGENCY DEPARTMENT PATIENTS BY WEEK SEEN**

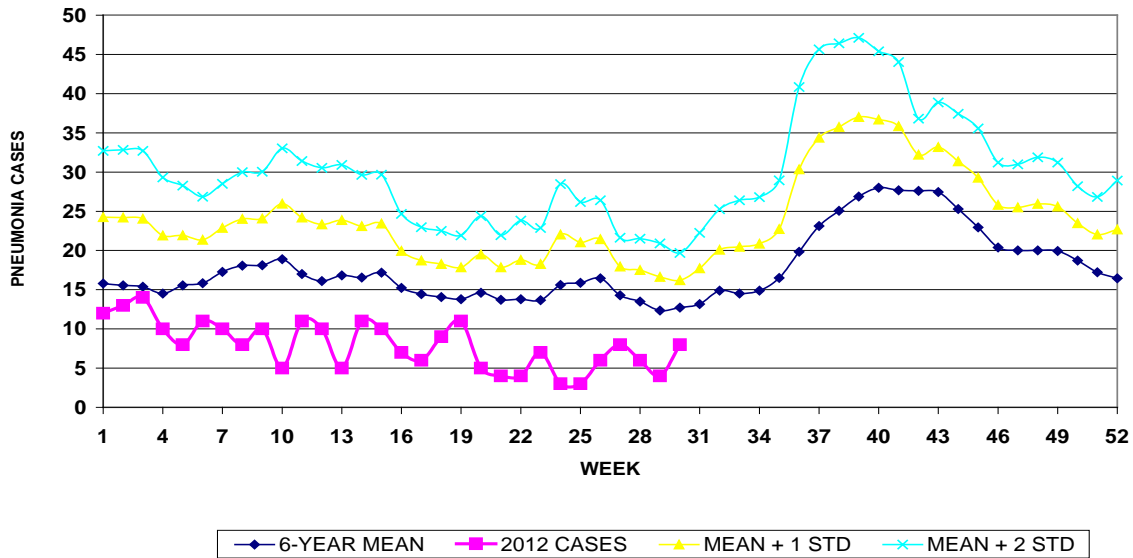


GUAM SYNDROMIC DISEASE SURVEILLANCE

GMHA-ED PATIENT DIAGNOSES BY WEEK, 2012



MEDICAL RECORDS AND INFECTION CONTROL DEPARTMENTS
 GUAM MEMORIAL HOSPITAL AUTHORITY
**HOSPITAL INPATIENT DISCHARGES WITH A DIAGNOSIS OF
 PNEUMONIA BY WEEK DISCHARGED, 2012**



GUAM SENTINEL PHYSICIAN INFLUENZA SURVEILLANCE
 REPORTS OF INFLUENZA OR INFLUENZA-LIKE ILLNESSES
 RECEIVED FOR THE WEEK ENDING 7/28/2012

Sporadic – Two cases reported by sentinel physicians
 (ACTIVITY LEVELS: No activity, Sporadic, Local, Regional, Widespread)

Foreign Quarantine & Enteric Diseases Section
 Bureau of Communicable Disease Control

Guam Department of Public Health & Social Services

H1N1 INFLUENZA SURVEILLANCE, WEEK 30, 2012

NO CASES OF H1N1 REPORTED FOR WEEK 30

Cumulative 2012: 0 civilian & 0 military cases

INFECTION CONTROL DEPARTMENT
 GUAM MEMORIAL HOSPITAL AUTHORITY

**HOSPITALIZATIONS FOR INFLUENZA A or B BY AGE
 AND MORBIDITY REPORTING WEEK, 2012**

	WEEK										
AGE	21	22	23	24	25	26	27	28	29	30	TOTAL
0-4											3
5-18	1										1
19-24											
25-49											1
50-64											
65+											2
TOTAL	1	0	0	0	0	0	0	0	0	0	7

INFECTION CONTROL DEPARTMENT
 GUAM MEMORIAL HOSPITAL AUTHORITY
**GMHA-EMERGENCY DEPARTMENT CLINICAL DIAGNOSES OF INFLUENZA OR
 FLU-SYNDROME BY WEEK AND PATIENT'S VILLAGE OF RESIDENCE, 2012**
 (Villages listed geographically from northern-most to southern-most)

VILLAGE	WEEK										TOTAL	2012 RATE
	21	22	23	24	25	26	27	28	29	30		
Yigo	2	2	1	0	0	2	2	1	0	0	18	78.16
Dededo	4	0	6	2	1	1	1	3	2	7	45	78.16
Tamuning	0	0	0	2	1	1	1	1	2	0	19	89.19
Barrigada	1	0	1	2	0	0	3	0	0	0	7	68.41
Mangilao	0	0	2	1	1	0	0	0	2	0	11	69.86
M-T-M	0	0	0	1	2	1	0	0	0	0	12	173.59
Hagatna	0	0	0	0	0	0	1	0	0	0	2	153.73
Agaña Hts	0	0	0	1	0	0	0	0	0	0	2	42.92
Sinajana	0	0	0	0	0	0	1	0	1	1	3	88.92
Chalan Pago- Ordot	0	1	2	0	1	0	2	0	0	0	12	171.31
Asan-Maina	0	0	0	0	0	0	0	0	0	0	2	80.91
Piti	0	0	0	0	0	0	0	0	0	0	0	0.00
Santa Rita	0	0	0	0	0	0	0	0	0	0	3	33.82
Agat	1	0	0	1	1	0	0	0	2	1	7	104.65
Yona	1	1	1	1	1	0	0	1	0	1	8	104.33
Talofofu	0	0	0	0	0	0	0	0	0	1	3	78.91
Inarajan	0	0	0	0	0	0	0	0	0	0	5	138.54
Merizo	0	0	0	0	1	0	0	0	0	0	2	78.19
Umatac	0	1	0	0	0	0	0	0	0	0	3	285.99
Tourist	0	0	0	0	1	0	0	0	0	1	2	
Unknown	0	0	0	0	0	0	0	0	0	0	1	
TOTAL	9	5	13	10	10	5	11	8	9	12	169	92.31

NOTE: Rate = cases per 100,000 population for the specified period.

GUAM ANIMAL DISEASE (ZONOSSES) REPORTS
 REPORTS RECEIVED FOR THE WEEK ENDING 7/28/2012

No cases reported

Bureau of Communicable Disease Control
Guam Department of Public Health & Social Services
ISLAND-WIDE COMMUNICABLE DISEASE REPORT
 REPORTS RECEIVED FOR THE WEEK ENDING 7/28/2012

Chickenpox	4
<i>Chlamydia trachomatis</i>	15
Conjunctivitis	2
<i>E. coli</i> MDR	1
Hepatitis A	2
Hepatitis B	2
Hepatitis C	2
HPV	3
HSV 2	1
Influenza A	3
Influenza B	1
<i>Klebsiella pneumoniae</i> MDR	1
MRSA	8
RSV	1
Streptococcal sore throat	4
Streptococcal disease, other	3
Syphilis (unknown duration)	2
Tuberculosis	2

PREVENTIVE MEDICINE DEPARTMENT
 U.S. NAVAL HOSPITAL GUAM
**PNEUMONIA CASES SEEN IN GUAM MILITARY TREATMENT
 FACILITIES BY WEEK REPORTED, 2012**

