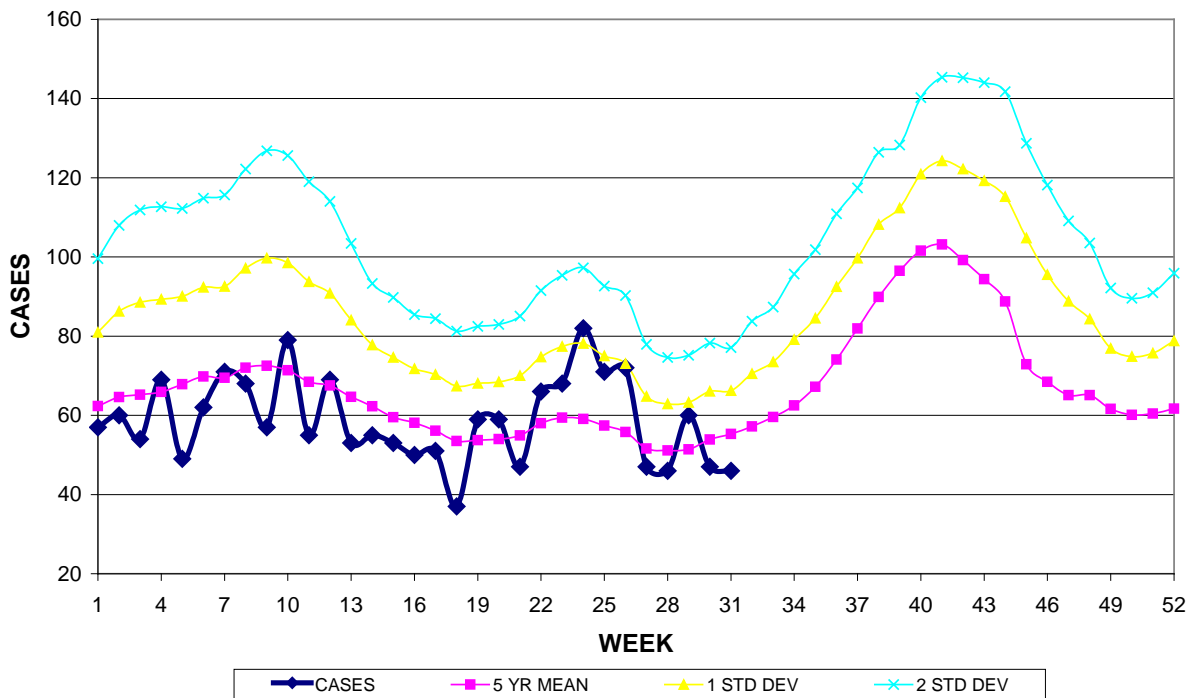


GUAM EPIDEMIOLOGY NEWSLETTER

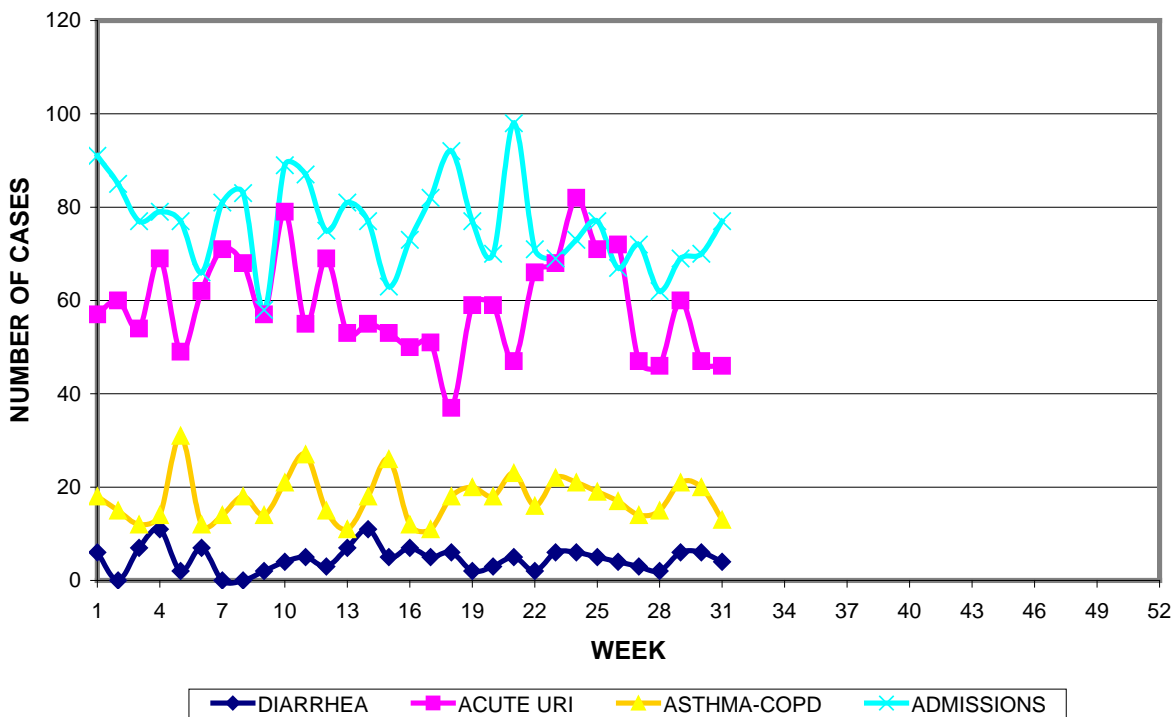
REPORT FOR WEEK ENDING: 8/4/2012 (Reporting week 2012-31)

GUAM REPORTS

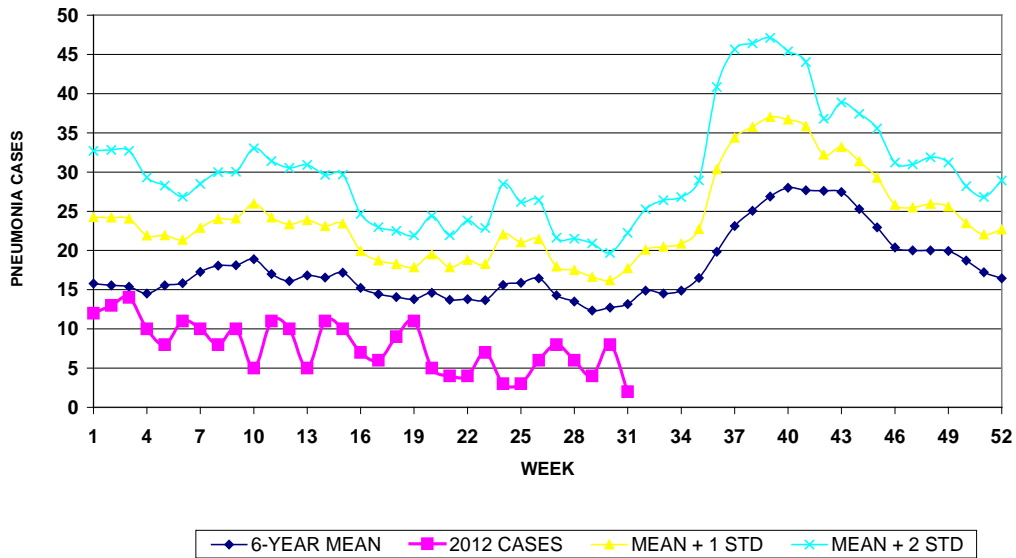
**GUAM ACUTE RESPIRATORY INFECTION SURVEILLANCE 2012;
 GMHA-EMERGENCY DEPARTMENT PATIENTS BY WEEK SEEN**



GUAM SYNDROMIC DISEASE SURVEILLANCE
GMHA-ED PATIENT DIAGNOSES BY WEEK, 2012



MEDICAL RECORDS AND INFECTION CONTROL DEPARTMENTS
 GUAM MEMORIAL HOSPITAL AUTHORITY
**HOSPITAL INPATIENT DISCHARGES WITH A DIAGNOSIS OF
 PNEUMONIA BY WEEK DISCHARGED, 2012**



GUAM SENTINEL PHYSICIAN INFLUENZA SURVEILLANCE
 REPORTS OF INFLUENZA OR INFLUENZA-LIKE ILLNESSES
 RECEIVED FOR THE WEEK ENDING 8/4/2012
 No activity – No cases reported by sentinel physicians
 (ACTIVITY LEVELS: No activity, Sporadic, Local, Regional, Widespread)

Foreign Quarantine & Enteric Diseases Section
 Bureau of Communicable Disease Control
 Guam Department of Public Health & Social Services
H1N1 INFLUENZA SURVEILLANCE, WEEK 31, 2012
 NO CASES OF H1N1 REPORTED FOR WEEK 31
Cumulative 2012: 0 civilian & 0 military cases

INFECTION CONTROL DEPARTMENT
 GUAM MEMORIAL HOSPITAL AUTHORITY
**HOSPITALIZATIONS FOR INFLUENZA A or B BY AGE
 AND MORBIDITY REPORTING WEEK, 2012**

	WEEK										
AGE	22	23	24	25	26	27	28	29	30	31	TOTAL
0-4											3
5-18											1
19-24											
25-49											1
50-64											
65+											2
TOTAL	0	0	0	0	0	0	0	0	0	0	7

INFECTION CONTROL DEPARTMENT
 GUAM MEMORIAL HOSPITAL AUTHORITY
**GMHA-EMERGENCY DEPARTMENT CLINICAL DIAGNOSES OF INFLUENZA OR
 FLU-SYNDROME BY WEEK AND PATIENT'S VILLAGE OF RESIDENCE, 2012**
 (Villages listed geographically from northern-most to southern-most)

VILLAGE	WEEK										TOTAL	2012 RATE
	22	23	24	25	26	27	28	29	30	31		
Yigo	2	1	0	0	2	2	1	0	0	2	20	86.84
Dededo	0	6	2	1	1	1	3	2	7	1	46	90.50
Tamuning	0	0	2	1	1	1	1	2	0	1	20	93.89
Barrigada	0	1	2	0	0	3	0	0	0	0	7	68.41
Mangilao	0	2	1	1	0	0	0	2	0	1	12	76.21
M-T-M	0	0	1	2	1	0	0	0	0	0	12	173.59
Hagatna	0	0	0	0	0	1	0	0	0	0	2	153.73
Agaña Hts	0	0	1	0	0	0	0	0	0	0	2	42.92
Sinajana	0	0	0	0	0	1	0	1	1	0	3	88.92
Chalan Pago-Ordot	1	2	0	1	0	2	0	0	0	1	15	214.13
Asan-Maina	0	0	0	0	0	0	0	0	0	0	2	80.91
Piti	0	0	0	0	0	0	0	0	0	0	0	0.00
Santa Rita	0	0	0	0	0	0	0	0	0	0	3	33.82
Agat	0	0	1	1	0	0	0	2	1	0	7	104.65
Yona	1	1	1	1	0	0	1	0	1	0	8	104.33
Talofofu	0	0	0	0	0	0	0	0	1	0	3	78.91
Inarajan	0	0	0	0	0	0	0	0	0	0	5	138.54
Merizo	0	0	0	1	0	0	0	0	0	0	2	78.19
Umatac	1	0	0	0	0	0	0	0	0	0	3	285.99
Tourist	0	0	0	1	0	0	0	0	1	0	2	
Unknown	0	0	0	0	0	0	0	0	0	1	1	
TOTAL	5	13	10	10	5	11	8	9	12	7	176	96.13

NOTE: Rate = cases per 100,000 population for the specified period.

GUAM ANIMAL DISEASE (ZONOSSES) REPORTS
 REPORTS RECEIVED FOR THE WEEK ENDING 8/4/2012

Leptospirosis – 1 canine case

Bureau of Communicable Disease Control
Guam Department of Public Health & Social Services
ISLAND-WIDE COMMUNICABLE DISEASE REPORT
 REPORTS RECEIVED FOR THE WEEK ENDING 8/4/2012

<i>Chlamydia trachomatis</i>	31
Gonorrhea	6
HIV	1
MRSA	6
Pertussis *	1
Tuberculosis	1

* Case diagnosed on Guam but apparently contracted in Chuuk

PREVENTIVE MEDICINE DEPARTMENT
 U.S. NAVAL HOSPITAL GUAM
**PNEUMONIA CASES SEEN IN GUAM MILITARY TREATMENT
 FACILITIES BY WEEK REPORTED, 2012**

