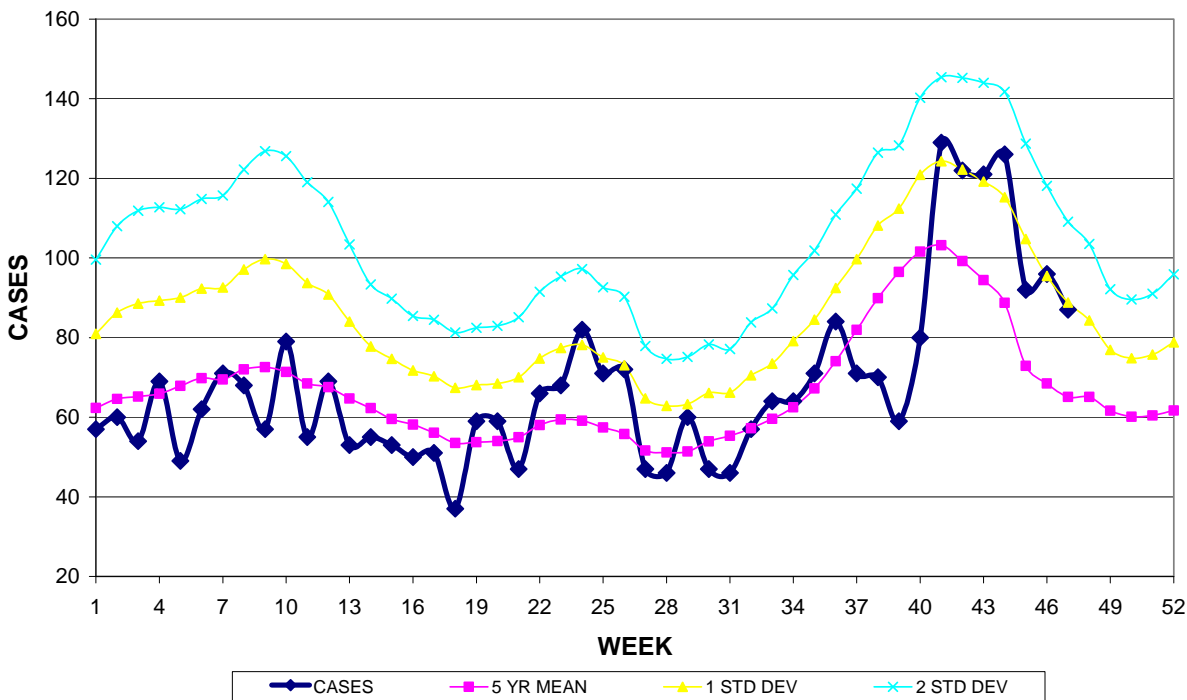


GUAM EPIDEMIOLOGY NEWSLETTER

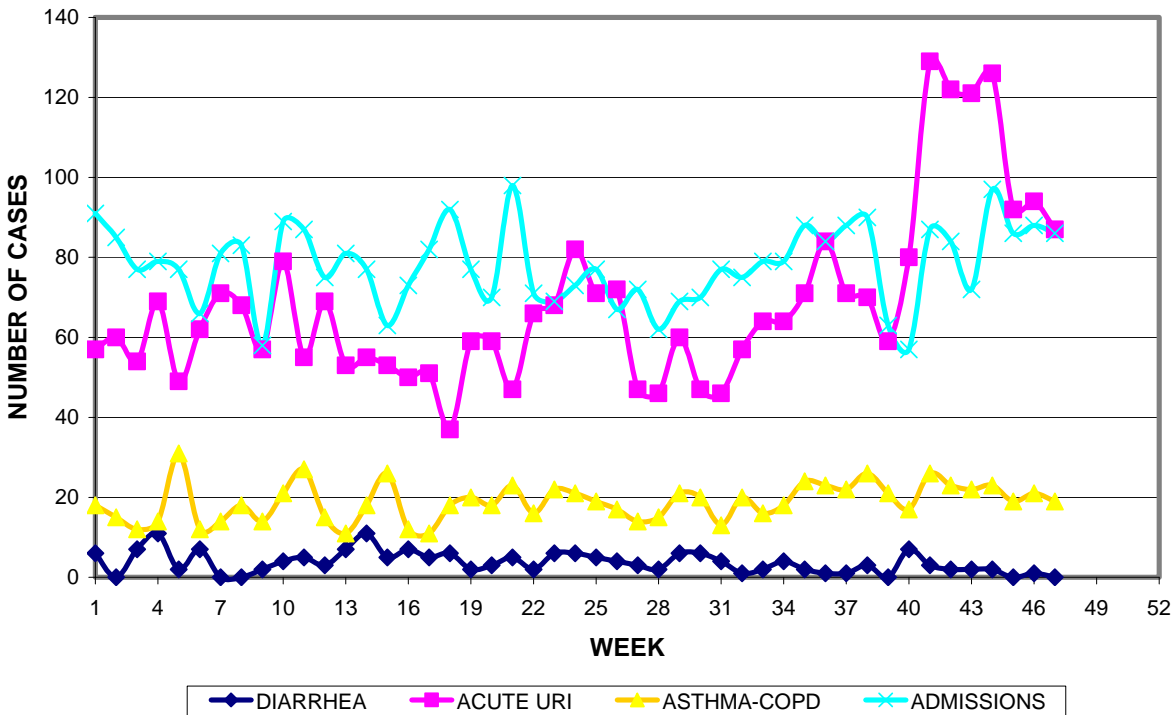
REPORT FOR WEEK ENDING: 11/24/2012 (Reporting week 2012-47)

GUAM REPORTS

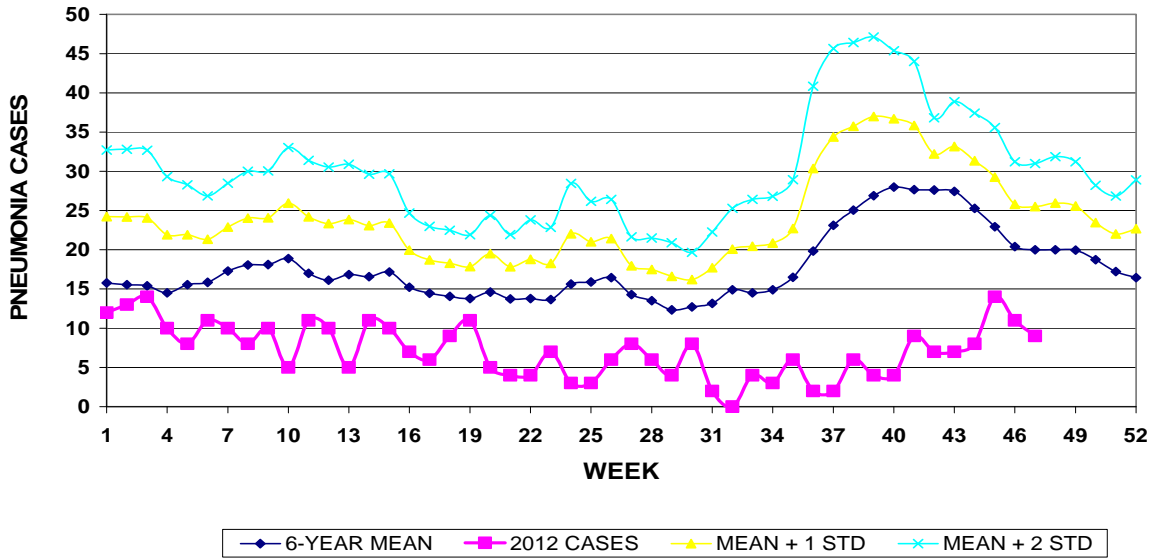
GUAM ACUTE RESPIRATORY INFECTION SURVEILLANCE 2012; GMHA-EMERGENCY DEPARTMENT PATIENTS BY WEEK SEEN



GUAM SYNDROMIC DISEASE SURVEILLANCE GMHA-ED PATIENT DIAGNOSES BY WEEK, 2012



MEDICAL RECORDS AND INFECTION CONTROL DEPARTMENTS
 GUAM MEMORIAL HOSPITAL AUTHORITY
 HOSPITAL INPATIENT DISCHARGES WITH A DIAGNOSIS OF
 PNEUMONIA BY WEEK DISCHARGED, 2012



GUAM SENTINEL PHYSICIAN INFLUENZA SURVEILLANCE
 REPORTS OF INFLUENZA OR INFLUENZA-LIKE ILLNESSES
 RECEIVED FOR THE WEEK ENDING 11/24/2012

No activity – No cases reported by sentinel physicians

(ACTIVITY LEVELS: No activity, Sporadic, Local, Regional, Widespread)

Foreign Quarantine & Enteric Diseases Section
 Bureau of Communicable Disease Control

Guam Department of Public Health & Social Services

H1N1 INFLUENZA SURVEILLANCE, WEEK 47, 2012

NO CASES OF H1N1 REPORTED FOR WEEK 47

Cumulative 2012: 0 civilian & 0 military cases

INFECTION CONTROL DEPARTMENT
 GUAM MEMORIAL HOSPITAL AUTHORITY

**HOSPITALIZATIONS FOR INFLUENZA A or B BY AGE
 AND MORBIDITY REPORTING WEEK, 2012**

	WEEK										
AGE	38	39	40	41	42	43	44	45	46	47	TOTAL
0-4	1		1					1			7
5-18											1
19-24											
25-49											1
50-64											
65+											2
TOTAL	1	0	1	0	0	0	0	1	0	0	11

INFECTION CONTROL DEPARTMENT
 GUAM MEMORIAL HOSPITAL AUTHORITY
**GMHA-EMERGENCY DEPARTMENT CLINICAL DIAGNOSES OF INFLUENZA OR
 FLU-SYNDROME BY WEEK AND PATIENT'S VILLAGE OF RESIDENCE, 2012**
 (Villages listed geographically from northern-most to southern-most)

VILLAGE	WEEK										TOTAL	2012 RATE
	38	39	40	41	42	43	44	45	46	47		
Yigo	1	0	0	4	2	1	0	0	0	3	37	160.65
Dededo	2	4	4	4	5	0	1	2	2	2	89	175.09
Tamuning	1	1	1	1	4	0	0	0	1	1	35	164.30
Barrigada	0	1	1	0	2	1	1	2	0	0	17	166.15
Mangilao	1	0	0	3	4	0	0	1	1	1	29	184.19
M-T-M	0	0	0	4	5	0	1	0	1	2	25	318.24
Hagatna	1	0	1	0	0	1	1	0	0	0	7	538.05
Agaña Hts	0	0	0	1	0	0	0	0	0	0	6	128.76
Sinajana	0	1	0	0	0	0	0	0	0	0	5	148.19
Chalan Pago- Ordot	0	0	0	0	2	0	0	0	1	1	19	271.23
Asan-Maina	0	0	0	0	1	0	0	0	0	0	3	121.36
Piti	0	0	0	0	1	0	0	0	0	0	1	50.76
Santa Rita	0	1	0	1	0	0	1	0	1	0	8	90.19
Agat	3	1	1	0	0	0	0	0	0	0	14	204.30
Yona	1	1	0	0	2	0	0	0	0	0	16	208.66
Talofofo	1	0	0	1	0	1	0	0	0	0	7	184.11
Inarajan	0	0	0	0	0	1	0	0	0	0	6	151.97
Merizo	0	0	0	0	1	0	0	0	0	0	4	156.37
Umatac	0	0	1	0	0	0	0	0	0	0	4	381.32
Tourist	0	0	0	0	0	0	0	0	0	0	2	
Unknown	0	0	0	0	0	0	0	0	0	0	1	
TOTAL	11	10	9	19	29	5	5	5	7	10	342	186.80

NOTE: Rate = cases per 100,000 population for the specified period.

GUAM ANIMAL DISEASE (ZONOSSES) REPORTS
 REPORTS RECEIVED FOR THE WEEK ENDING 11/24/2012

No cases reported

Bureau of Communicable Disease Control
Guam Department of Public Health & Social Services
ISLAND-WIDE COMMUNICABLE DISEASE REPORT
 REPORTS RECEIVED FOR THE WEEK ENDING 11/24/2012

<i>Acinetobacter baumani</i> MDR	1
Chickenpox	2
<i>Chlamydia trachomatis</i>	30
<i>Clostridium difficile</i>	2
Conjunctivitis	14
Food poisoning	1
Gonorrhea	2
Hepatitis B	1
Hepatitis C	4
HPV	8
HSV 2	5
<i>Klebsiella pneumoniae</i> MDR	1
MRSA	6
RSV	9
Streptococcal sore throat	3
Streptococcal disease, other site	2
Tuberculosis	6
VRE	2

