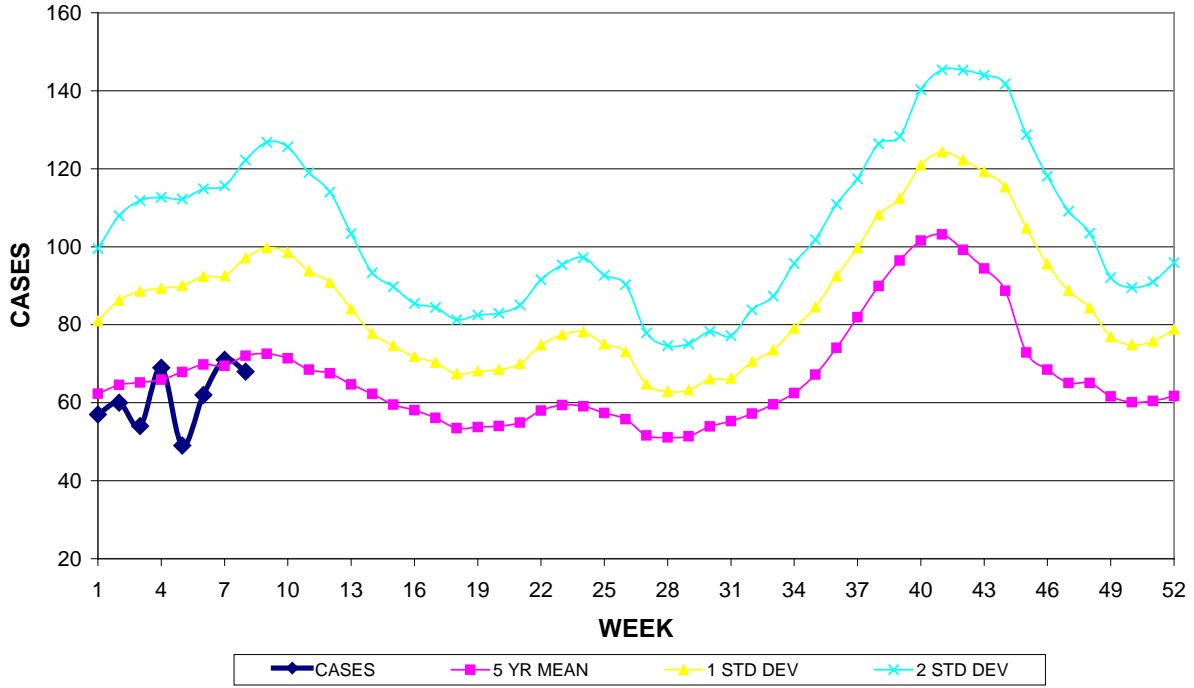


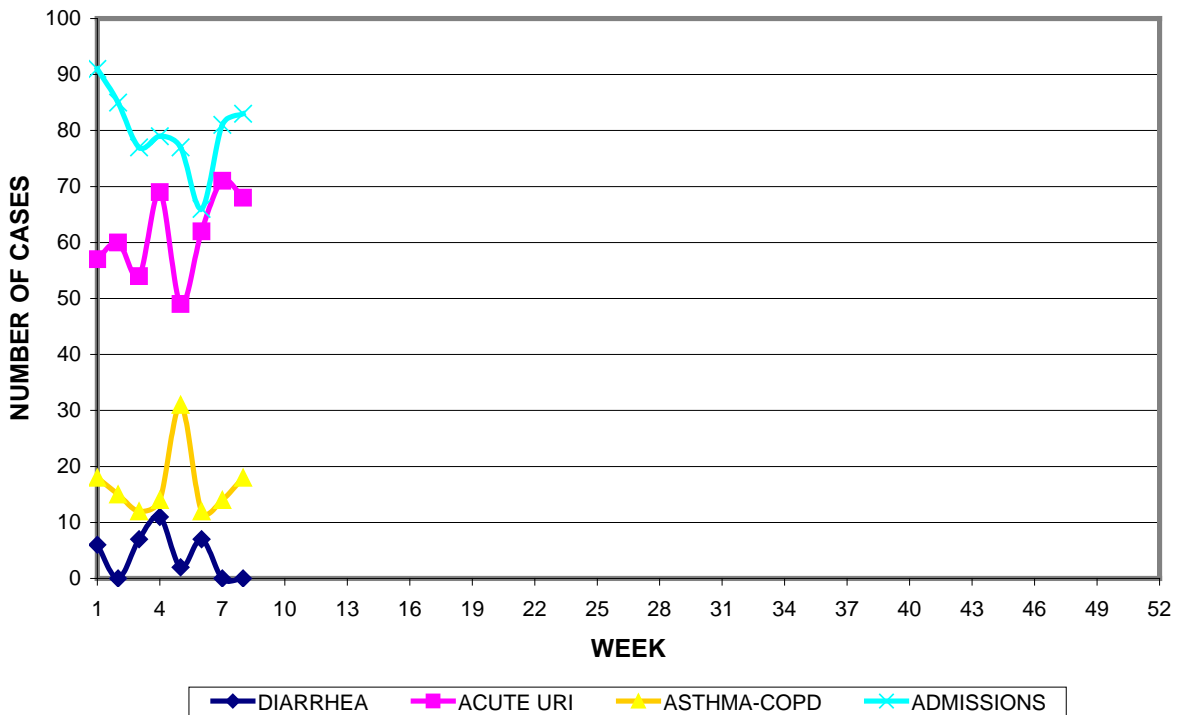
INFECTION CONTROL DEPARTMENT  
 GUAM MEMORIAL HOSPITAL AUTHORITY  
**GUAM EPIDEMIOLOGY NEWSLETTER**  
 REPORT FOR WEEK ENDING: 2/25/2012 (Reporting week 2012-8)

GUAM REPORTS

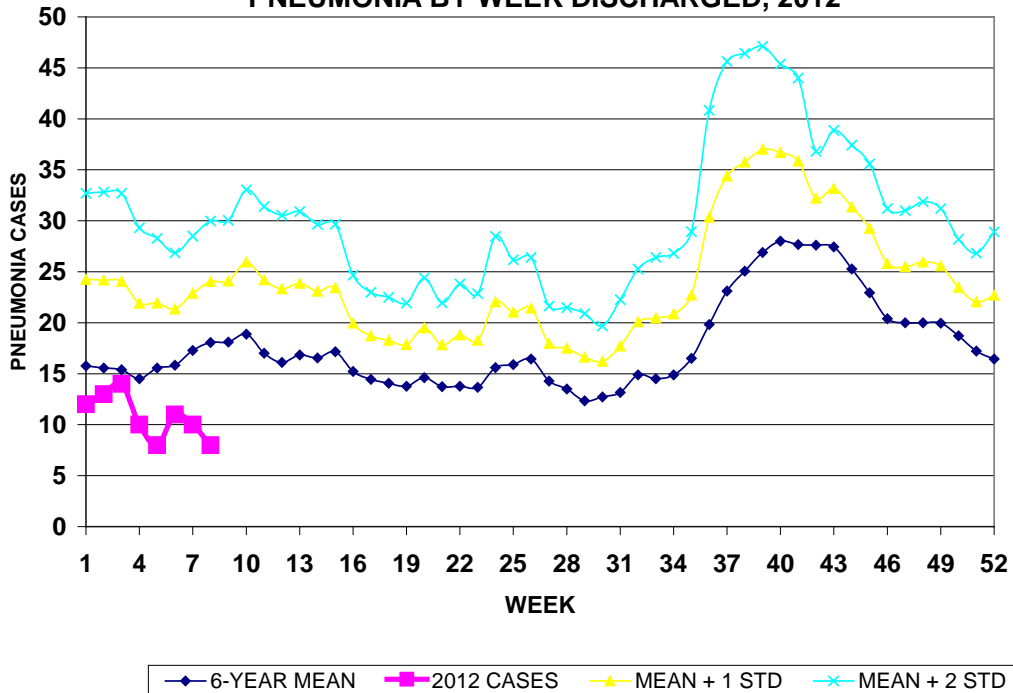
**GUAM ACUTE RESPIRATORY INFECTION SURVEILLANCE 2012;  
 GMHA-EMERGENCY DEPARTMENT PATIENTS BY WEEK SEEN**



GUAM SYNDROMIC DISEASE SURVEILLANCE  
**GMHA-ED PATIENT DIAGNOSES BY WEEK, 2012**



**HOSPITAL INPATIENT DISCHARGES WITH A DIAGNOSIS OF  
 PNEUMONIA BY WEEK DISCHARGED, 2012**



**GUAM SENTINEL PHYSICIAN INFLUENZA SURVEILLANCE  
 REPORTS OF INFLUENZA OR INFLUENZA-LIKE ILLNESSES  
 RECEIVED FOR THE WEEK ENDING 2/25/2012**

Sporadic – Two cases reported by sentinel physician  
 (ACTIVITY LEVELS: No activity, Sporadic, Local, Regional, Widespread)

Foreign Quarantine & Enteric Diseases Section  
 Bureau of Communicable Disease Control  
 Guam Department of Public Health & Social Services

**H1N1 INFLUENZA SURVEILLANCE, WEEK 8, 2012**

Cumulative 2012: 0 civilian & 0 military cases  
**NO CASES OF H1N1 REPORTED FOR WEEK 8**

INFECTION CONTROL DEPARTMENT  
 GUAM MEMORIAL HOSPITAL AUTHORITY

**HOSPITALIZATIONS FOR INFLUENZA A or B BY AGE  
 AND MORBIDITY REPORTING WEEK, 2012**

	WEEK										
AGE	1	2	3	4	5	6	7	8	9	10	TOTAL
0-4											
5-18											
19-24											
25-49											
50-64											
65+											
TOTAL	0	0	0	0	0	0	0	0	0		

INFECTION CONTROL DEPARTMENT  
 GUAM MEMORIAL HOSPITAL AUTHORITY  
**GMHA-EMERGENCY DEPARTMENT CLINICAL DIAGNOSES OF INFLUENZA OR  
 FLU-SYNDROME BY WEEK AND PATIENT'S VILLAGE OF RESIDENCE, 2012**  
 (Villages listed geographically from northern-most to southern-most)

VILLAGE	WEEK										TOTAL	2012 RATE
	1	2	3	4	5	6	7	8	9	10		
Yigo	1	0	0	0	0	2	0	0			3	13.03
Dededo	0	1	1	2	2	0	3	0			9	17.71
Tamuning	1	1	0	0	0	0	2	0			4	18.78
Barrigada	0	0	0	0	0	0	0	0			0	0.00
Mangilao	0	1	0	0	0	1	1	0			3	19.05
M-T-M	1	0	0	0	0	1	0	0			2	28.93
Hagatna	0	0	0	0	0	0	0	0			0	0.00
Agaña Hts	0	0	0	0	0	0	0	0			0	0.00
Sinajana	0	0	0	0	0	0	0	0			0	0.00
Chalan Pago-Ordot	0	0	0	1	1	1	1	0			4	57.10
Asan-Maina	0	0	0	0	0	0	2	0			2	80.91
Piti	0	0	0	0	0	0	0	0			0	0.00
Santa Rita	0	1	0	1	0	0	0	0			2	22.55
Agat	0	1	0	0	0	0	0	0			1	14.95
Yona	0	1	0	0	0	0	0	0			1	13.04
Talofofu	0	1	0	0	0	0	0	0			1	26.30
Inarajan	0	0	0	0	1	0	0	1			2	55.42
Merizo	0	0	0	0	0	0	0	0			0	0.00
Umatac	0	0	1	1	0	0	0	0			2	190.66
Unknown	0	0	0	0	0	0	0	0			0	0.00
<b>TOTAL</b>	<b>3</b>	<b>7</b>	<b>2</b>	<b>5</b>	<b>4</b>	<b>5</b>	<b>9</b>	<b>1</b>			<b>36</b>	<b>19.66</b>

NOTE: Rate = cases per 100,000 population for the specified period.

**GUAM ANIMAL DISEASE (ZONOSSES) REPORTS**  
 REPORTS RECEIVED FOR THE WEEK ENDING 2/25/2012

**No cases reported**

Bureau of Communicable Disease Control  
**Guam Department of Public Health & Social Services**  
**ISLAND-WIDE COMMUNICABLE DISEASE REPORT**  
 REPORTS RECEIVED FOR THE WEEK ENDING 2/25/2012

<i>Acinetobacter</i> MDR	3
AIDS	1
Chickenpox	5
<i>Chlamydia</i>	17
<i>Clostridium difficile</i>	1
Conjunctivitis	7
Gonorrhea	1
Hepatitis B	2
Hepatitis C	2
HSV 1	1
Influenza – untyped	1
Influenza A	7*
Influenza B	1
MRSA	8
Streptococcal sore throat	9
Syphilis	1

\* 6 of 7 reported cases were in Japanese tourists,  
 1 was in a Guam resident

PREVENTIVE MEDICINE DEPARTMENT  
 U.S. NAVAL HOSPITAL GUAM  
**PNEUMONIA CASES SEEN IN GUAM MILITARY TREATMENT  
 FACILITIES BY WEEK REPORTED, 2012**

