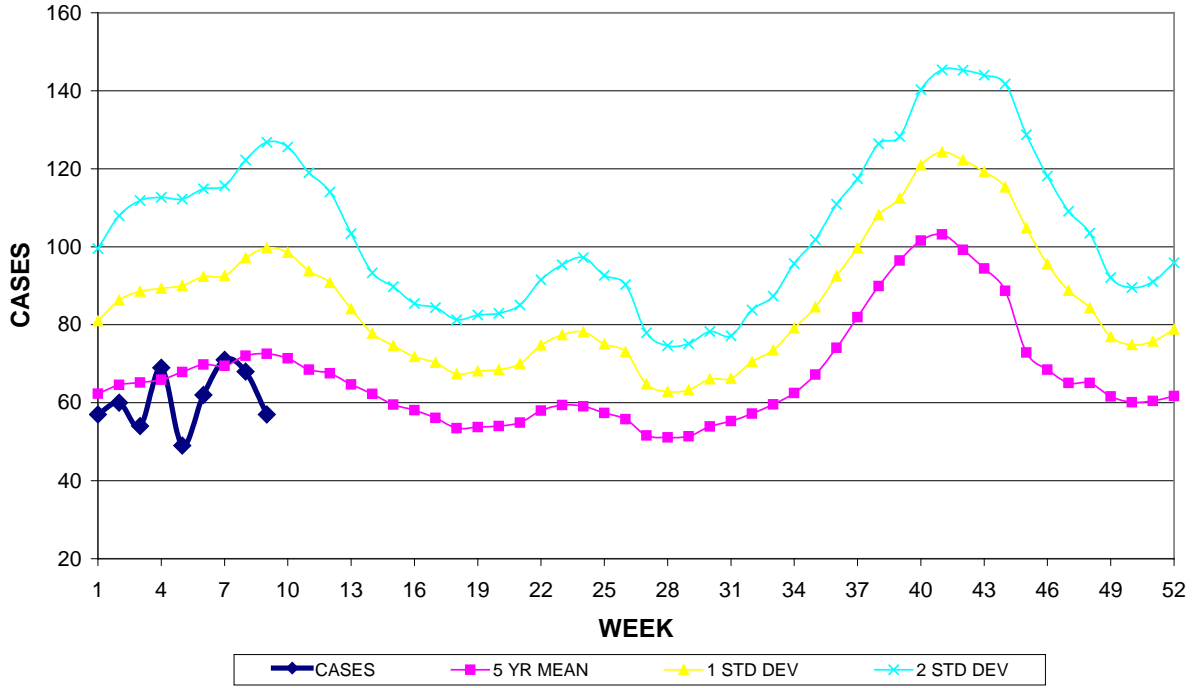


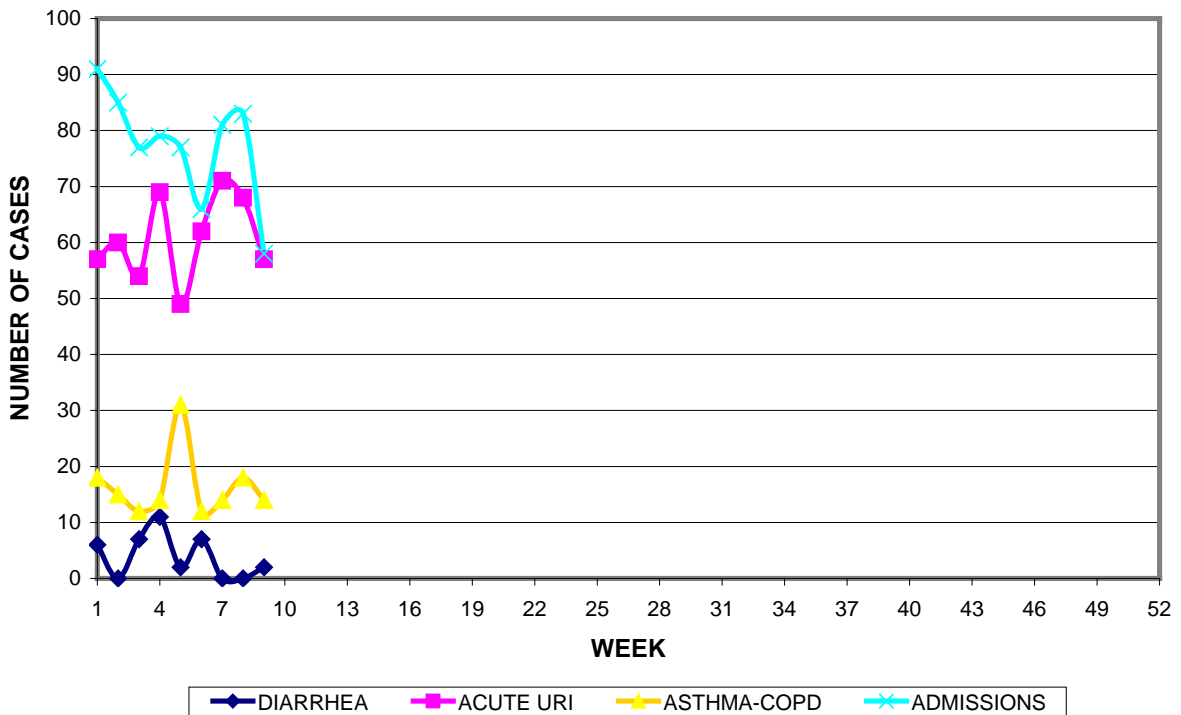
INFECTION CONTROL DEPARTMENT
 GUAM MEMORIAL HOSPITAL AUTHORITY
GUAM EPIDEMIOLOGY NEWSLETTER
 REPORT FOR WEEK ENDING: 3/3/2012 (Reporting week 2012-9)

GUAM REPORTS

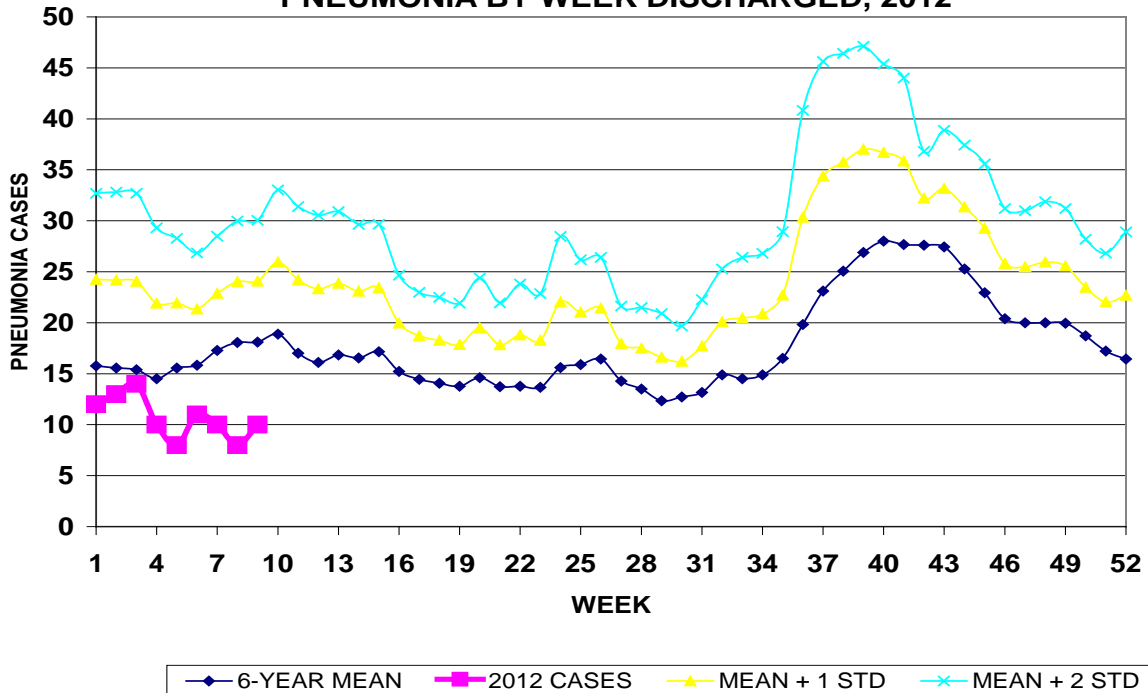
**GUAM ACUTE RESPIRATORY INFECTION SURVEILLANCE 2012;
 GMHA-EMERGENCY DEPARTMENT PATIENTS BY WEEK SEEN**



GUAM SYNDROMIC DISEASE SURVEILLANCE
GMHA-ED PATIENT DIAGNOSES BY WEEK, 2012



MEDICAL RECORDS AND INFECTION CONTROL DEPARTMENTS
 GUAM MEMORIAL HOSPITAL AUTHORITY
**HOSPITAL INPATIENT DISCHARGES WITH A DIAGNOSIS OF
 PNEUMONIA BY WEEK DISCHARGED, 2012**



GUAM SENTINEL PHYSICIAN INFLUENZA SURVEILLANCE
 REPORTS OF INFLUENZA OR INFLUENZA-LIKE ILLNESSES
 RECEIVED FOR THE WEEK ENDING 3/3/2012

Sporadic – Two cases reported by sentinel physician
 (ACTIVITY LEVELS: No activity, Sporadic, Local, Regional, Widespread)

Foreign Quarantine & Enteric Diseases Section
 Bureau of Communicable Disease Control
 Guam Department of Public Health & Social Services

H1N1 INFLUENZA SURVEILLANCE, WEEK 9, 2012

Cumulative 2012: 0 civilian & 0 military cases
NO CASES OF H1N1 REPORTED FOR WEEK 9

INFECTION CONTROL DEPARTMENT
 GUAM MEMORIAL HOSPITAL AUTHORITY

**HOSPITALIZATIONS FOR INFLUENZA A or B BY AGE
 AND MORBIDITY REPORTING WEEK, 2012**

	WEEK										
AGE	1	2	3	4	5	6	7	8	9	10	TOTAL
0-4											
5-18											
19-24											
25-49											
50-64											
65+											
TOTAL	0	0	0	0	0	0	0	0	0		

GUAM MEMORIAL HOSPITAL AUTHORITY
**GMHA-EMERGENCY DEPARTMENT CLINICAL DIAGNOSES OF INFLUENZA OR
 FLU-SYNDROME BY WEEK AND PATIENT'S VILLAGE OF RESIDENCE, 2012**
 (Villages listed geographically from northern-most to southern-most)

VILLAGE	WEEK										TOTAL	2012 RATE
	1	2	3	4	5	6	7	8	9	10		
Yigo	1	0	0	0	0	2	0	0	1		4	17.37
Dededo	0	1	1	2	2	0	3	0	0		9	17.71
Tamuning	1	1	0	0	0	0	2	0	1		5	23.47
Barrigada	0	0	0	0	0	0	0	0	0		0	0.00
Mangilao	0	1	0	0	0	1	1	0	0		3	19.05
M-T-M	1	0	0	0	0	1	0	0	0		2	28.93
Hagatna	0	0	0	0	0	0	0	0	0		0	0.00
Agaña Hts	0	0	0	0	0	0	0	0	0		0	0.00
Sinajana	0	0	0	0	0	0	0	0	0		0	0.00
Chalan Pago-Ordot	0	0	0	1	1	1	1	0	0		4	57.10
Asan-Maina	0	0	0	0	0	0	2	0	0		2	80.91
Piti	0	0	0	0	0	0	0	0	0		0	0.00
Santa Rita	0	1	0	1	0	0	0	0	0		2	22.55
Agat	0	1	0	0	0	0	0	0	0		1	14.95
Yona	0	1	0	0	0	0	0	0	0		1	13.04
Talofofu	0	1	0	0	0	0	0	0	0		1	26.30
Inarajan	0	0	0	0	1	0	0	1	0		2	55.42
Merizo	0	0	0	0	0	0	0	0	0		0	0.00
Umatac	0	0	1	1	0	0	0	0	0		2	190.66
Unknown	0	0	0	0	0	0	0	0	0		0	0.00
TOTAL	3	7	2	5	4	5	9	1	2		38	20.76

NOTE: Rate = cases per 100,000 population for the specified period.

GUAM ANIMAL DISEASE (ZONOSSES) REPORTS
 REPORTS RECEIVED FOR THE WEEK ENDING 3/3/2012

No cases reported

Bureau of Communicable Disease Control
Guam Department of Public Health & Social Services
ISLAND-WIDE COMMUNICABLE DISEASE REPORT
 REPORTS RECEIVED FOR THE WEEK ENDING 3/3/2012

Chickenpox	3
<i>Chlamydia</i>	36
Conjunctivitis	19
Dengue	1*
<i>E. coli</i> MDR	1
Gonorrhea	2
Hepatitis C	1
HPV	7
HSV 2	1
Influenza B	4**
<i>Klebsiella pneumoniae</i> MDR	1
MRSA	8
Scabies	2
Streptococcal sore throat	7
Streptococcal disease, other	4
Tuberculosis	2
VRE	1

* Recent travel to Philippines

** 3 of 4 reported cases were in Japanese tourists,
 1 was in a Guam resident

PREVENTIVE MEDICINE DEPARTMENT
 U.S. NAVAL HOSPITAL GUAM
**PNEUMONIA CASES SEEN IN GUAM MILITARY TREATMENT
 FACILITIES BY WEEK REPORTED, 2012**

