

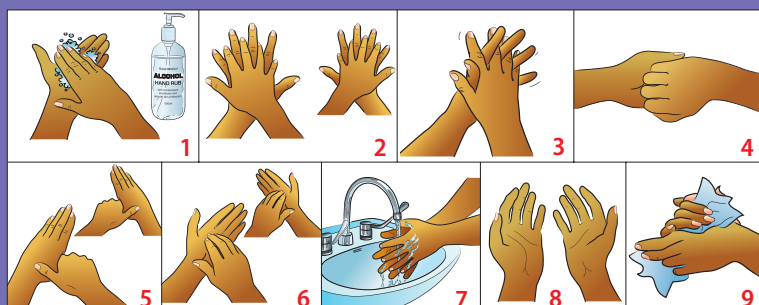
Sequence for removing Personal Protective Equipment (PPE)

IMPORTANT

Remove PPE at doorway or in anteroom
Remove mask after leaving isolation room and closing door



Remove glove



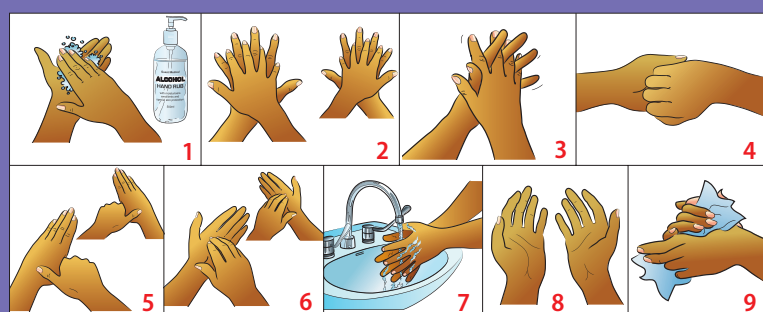
Perform hand hygiene

Alcohol based handrub
Rub hands for 20–30 seconds
or water and soap
Wash hands for 40–60 seconds

If wearing apron

Remove apron:

- If disposable, lean forward and tear off apron from the neck and roll it forward without touching the front area of the apron
- If reusable, untie from the waist and lift off apron from the neck away from the body

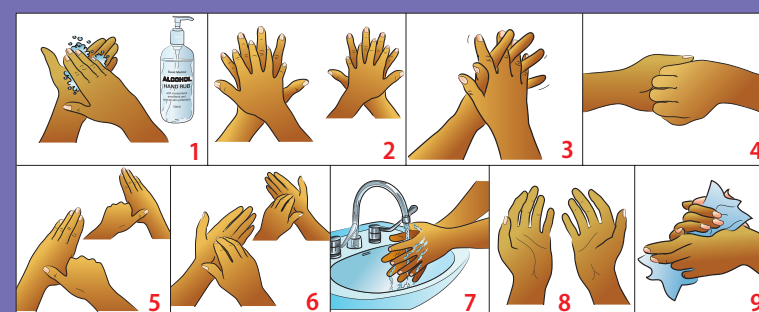


Perform hand hygiene

Alcohol based handrub
Rub hands for 20–30 seconds
or water and soap
Wash hands for 40–60 seconds




Remove gown



Perform hand hygiene

Alcohol based handrub
Rub hands for 20–30 seconds
or water and soap
Wash hands for 40–60 seconds



Remove eye shields or eye goggles

Remove reusable eye protection from behind the head and place in a container for cleaning before reuse, dispose single use face shield in a bin



Remove surgical or respirator mask

Remove mask from behind and lift away from face
Discard in waste bin
Do not touch the front of mask



Grasp the top tape and then bottom tape from behind with your hands
Lift carefully over head and remove
Do not touch the front of mask



Perform hand hygiene

Alcohol based handrub
Rub hands for 20–30 seconds
or water and soap
Wash hands for 40–60 seconds